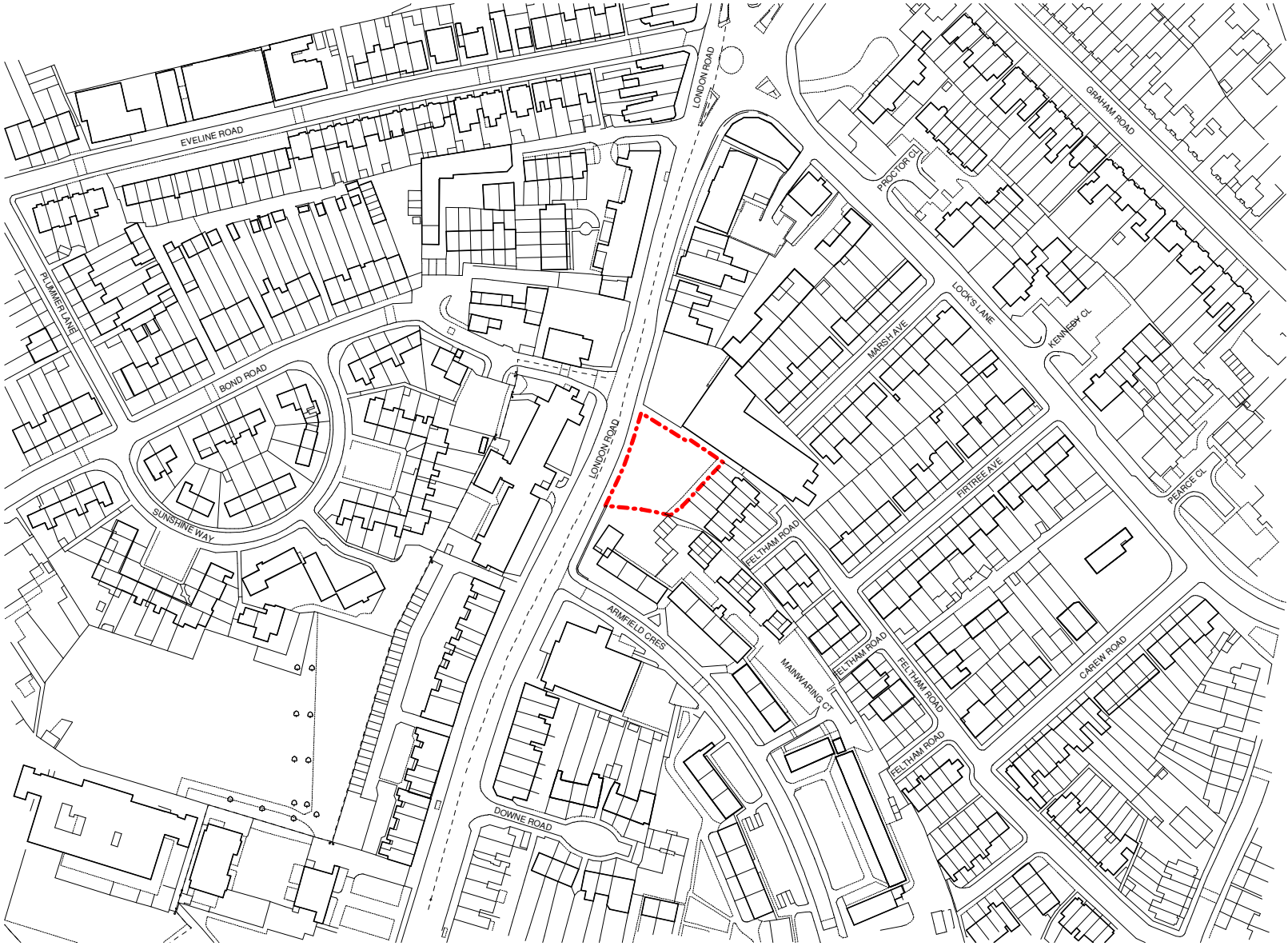


NORTHGATE SE GIS Print Template



This material has been reproduced from Ordnance Survey digital map data with the permission of the controller of Her Majesty's Stationery Office, © Crown Copyright.



1

Site Location Plan

1 : 1250

Notes:

1. Do not scale drawings. Written dimension govern.

2. All dimensions are in millimetres unless noted otherwise.

3. All dimensions shall be verified on site before proceeding with the work. WWP shall be notified in writing of any discrepancies.

4. This drawing must be read in conjunction with all relevant contracts, specifications and drawings.

5. Check all levels against survey drawings to surrounding works area.

6. All levels have been provided by the Surveyor.

7. Drawings are for planning purposes only, not for construction.

Legend:

Site Boundary

Key plan:

Architect:

WestonWilliamson+Partners

London

Melbourne

Sydney

Toronto

12 Valerie Place

London

SE1 8QH

T: +44 (0)20 7401 8877

F: +44 (0)20 7401 8349

www.westonwilliamson.com

Project:

Elm Nursery

Mitcham

CR4 3TA

Title:

Site Location Plan

Date:

31/10/19

Project Status:

Planning

Scale:

1 : 1250 @ A1

Drawn:

AM

Checked:

CL

Approved:

LS

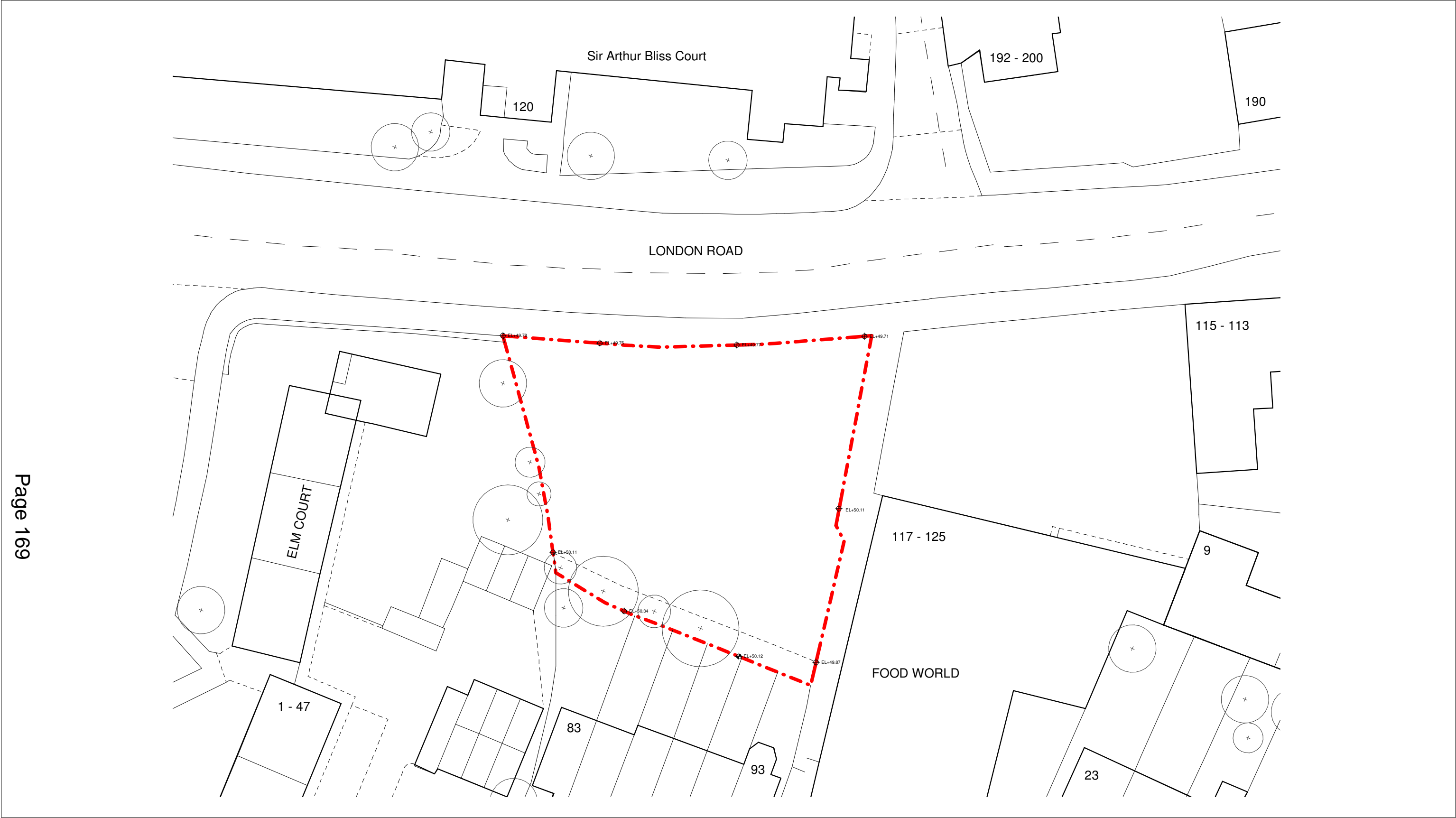
Project No. - Originator - Volume/System - Level/Location - Type - Role - Sheet No.:

MRT-WWP-EN-XX-DR-A-00001

Revision:

0.0

© Copyright WestonWilliamson+Partners



1

Existing Site Plan

1 : 200

Notes:

1. Do not scale drawings. Written dimension govern.

2. All dimensions are in millimetres unless noted otherwise.

3. All dimensions shall be verified on site before proceeding with the work. WWP shall be notified in writing of any discrepancies.

4. This drawing must be read in conjunction with all relevant contracts, specifications and drawings.

5. Check all levels against survey drawings to surrounding works area.

6. All levels have been provided by the Surveyor.

7. Drawings are for planning purposes only, not for construction.

Legend:

Site Boundary

Existing Trees

Keyplan:

Architect:

WestonWilliamson+Partners

London

Melbourne

Sydney

Toronto

12 Valerino Place

London

SE1 8QH

T: +44 (0)20 7401 8877

F: +44 (0)20 7401 8349

www.westonwilliamson.com

Project:

Elm Nursery

Mitcham

CR4 3TA

Title:

Existing Site Plan

Date:

31/10/19

Project Status:

Planning

Scale:

1 : 200 @ A1

Drawn:

AM

Checked:

CL

Approved:

LS

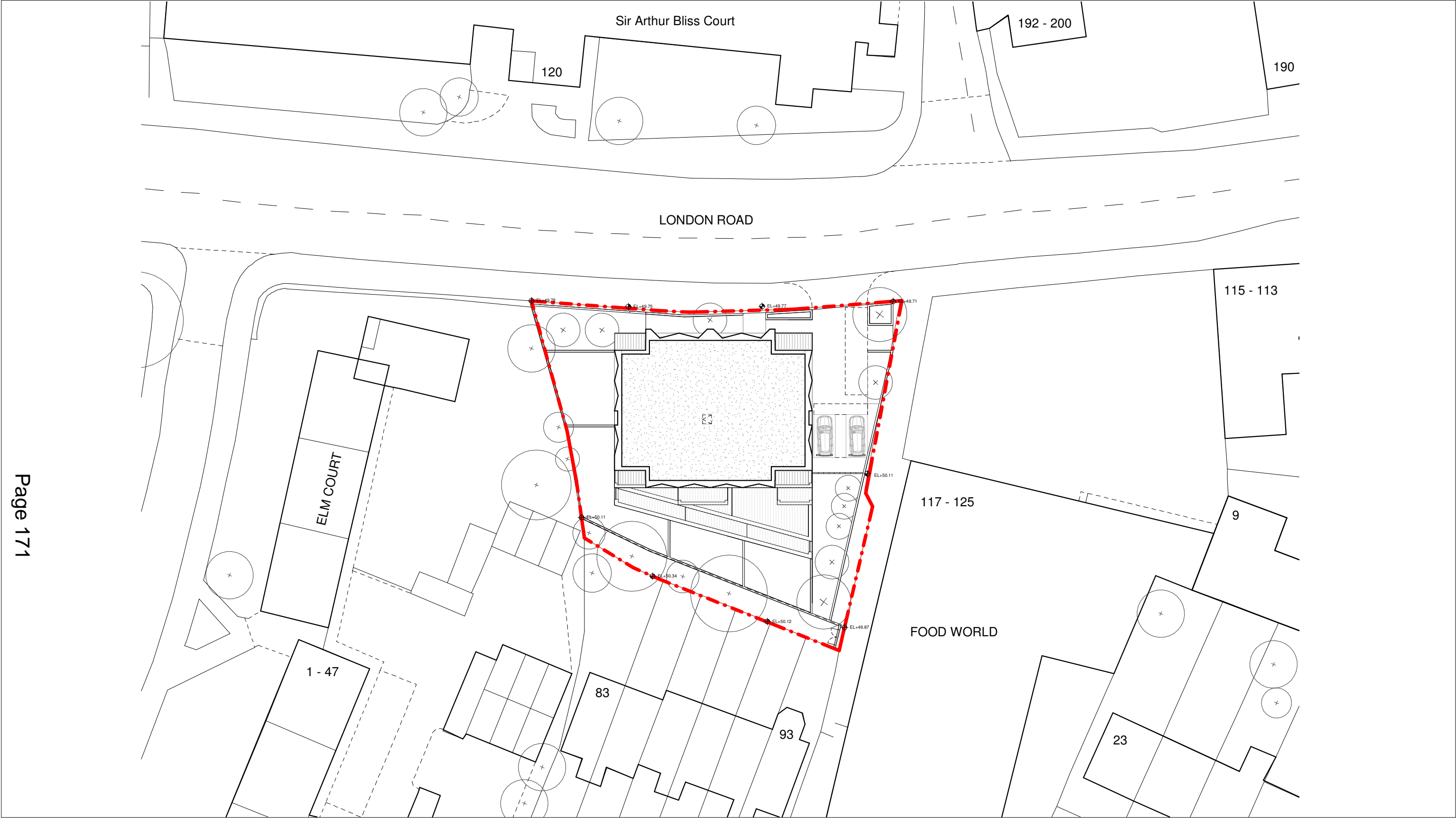
Project No. - Originator - Volume/System - Level/Location - Type - Role - Sheet No.:

MRT-WWP-EN-XX-DR-A-00002

Revision:

0.0

© Copyright WestonWilliamson+Partners



1

Proposed Site Plan

Notes:

1. Do not scale drawings. Written dimension govern.

2. All dimensions are in millimetres unless noted otherwise.

3. All dimensions shall be verified on site before proceeding with the work. WWP shall be notified in writing of any discrepancies.

4. This drawing must be read in conjunction with all relevant contracts, specifications and drawings.

5. Check all levels against survey drawings to surrounding works area.

6. All levels have been provided by the Surveyor.

7. Drawings are for planning purposes only, not for construction.

Legend:

Site Boundary

Existing Trees

Proposed Trees

Keyplan:

Architect:

WestonWilliamson+Partners

London

Melbourne

Sydney

Toronto

12 Valerine Place

London

SE1 8QH

T: +44 (0)20 7401 8877

F: +44 (0)20 7401 8349

www.westonwilliamson.com

Project:

Elm Nursery Mitcham CR4 3TA

Title:

Proposed Site Plan

Date:

31/10/19

Project Status:

Planning

Scale:

1 : 200 @ A1

Drawn:

AM

Checked:

CL

Approved:

LS

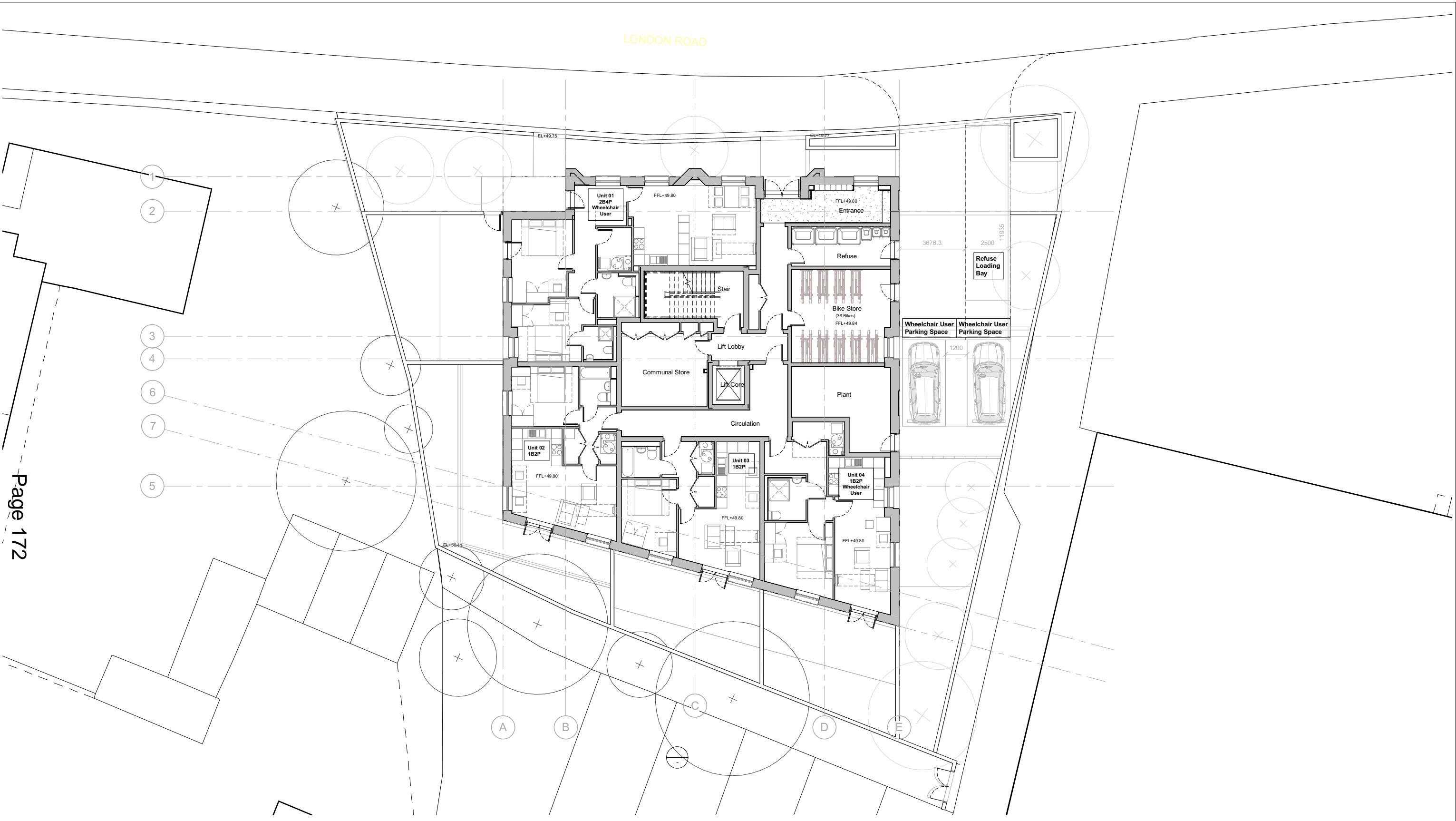
Project No. - Originator - Volume/System - Level/Location - Type - Role - Sheet No.:

MRT-WWP-EN-XX-DR-A-10000

Revision:

0.0

© Copyright WestonWilliamson+Partners



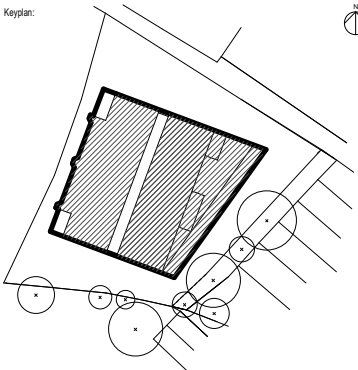
1 Ground Floor Plan - As Proposed
1 : 100

Weston Williamson + Partners (WW+P) is the owner of the copyright subsisting in these drawings, plans, designs and specifications. They must not be used, reproduced or copied, in whole or in part, nor may the information, ideas and concepts therein contained (which are confidential to WW+P) be disclosed to any person without the prior written consent of that company.

1. Do not scale drawings. If other dimension given.
2. All dimensions are in millimetres unless noted otherwise.
3. All dimensions shall be verified on site before proceeding with the work. WW+P shall be notified in writing of any discrepancies.
4. This drawing must be read in conjunction with all relevant contracts, specifications and drawings.
5. Check all levels against survey drawings to surrounding works area.
6. All levels have been provided by the Surveyor.
7. Drawings are for planning purposes only, not for construction.

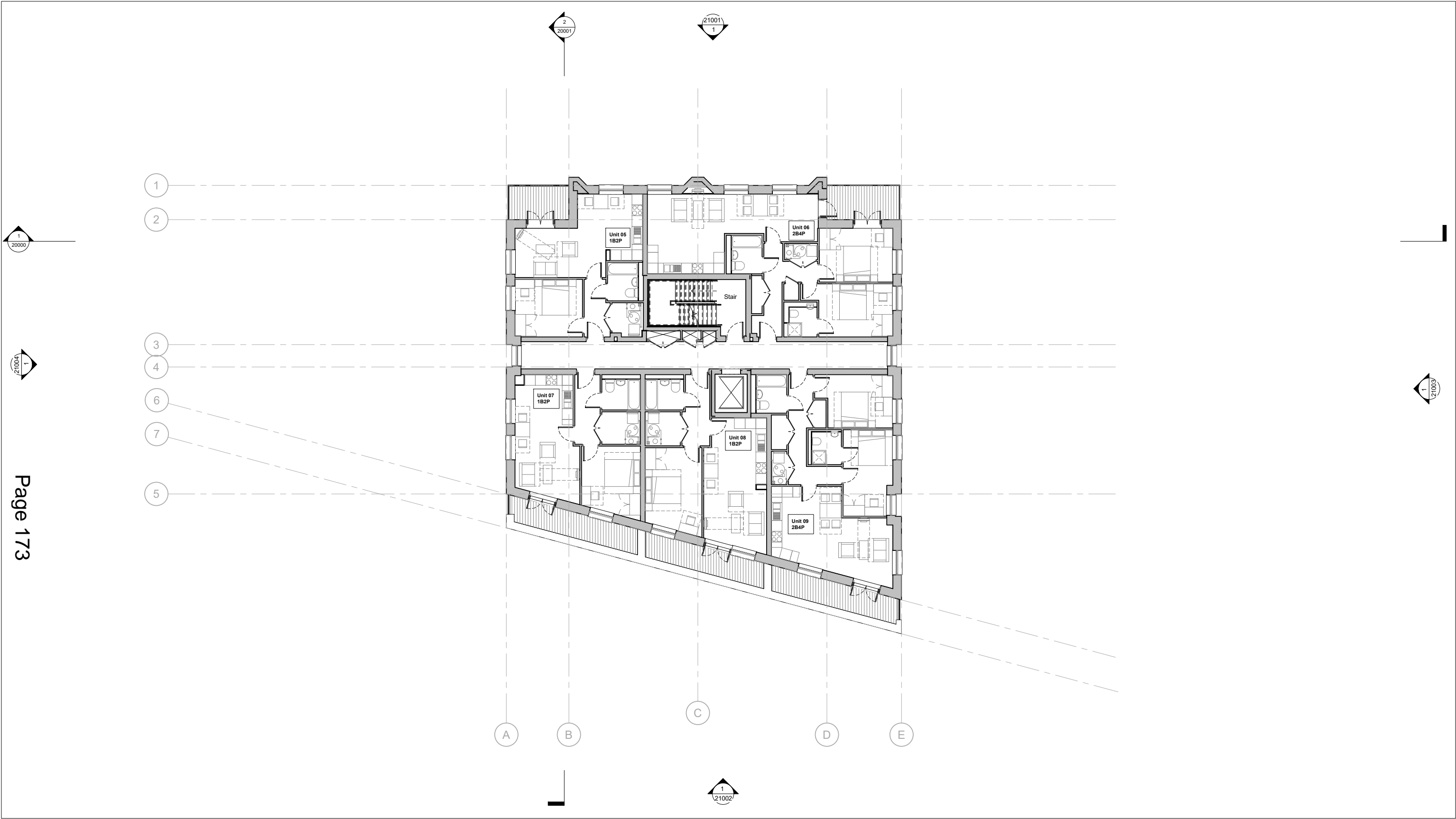
Notes:

- Legend:
- Site Boundary
 - Existing Trees
 - Proposed Trees
 - Building Entrance
 - Dwelling Entrance



Architect:		WestonWilliamson+Partners	
London		12 Valerino Place	
Melbourne		London	
Sydney		SE1 8QH	
Toronto		T: +64 (0)2 7401 8877	
		F: +64 (0)2 7401 8349	
		www.westonwilliamson.com	
1.0	05/03/20	Planning Comment Capture	
Rev	Date	Description	

Project:		Elm Nursery Mitcham CR4 3TA	
Title:		Ground Floor Plan - As Proposed	
Date:	05/03/20	Project Status:	Tender
Scale:	1 : 100 @ A1	Drawn:	AM
		Checked:	CL
		Approved:	LS
Project No. - Originator - Volume/System - Level/Location - Type - Role - Sheet No.:			Revision:
MRT-WWP-EN-00-DR-A-P11000			1.0



1

First Floor Plan - As Proposed

1 : 100

Notes:

1. Do not scale drawings. Written dimension govern.
2. All dimensions are in millimetres unless noted otherwise.
3. All dimensions shall be verified on site before proceeding with the work. WWP shall be notified in writing of any discrepancies.
4. This drawing must be read in conjunction with all relevant contracts, specifications and drawings.
5. Check all levels against survey drawings to surrounding works area.
6. All levels have been provided by the Surveyor.
7. Drawings are for planning purposes only, not for construction.

Legend:

▲ Dwelling Entrance

Keyplan:

Architect:

WestonWilliamson+Partners

London
Melbourne
Sydney
Toronto

12 Valerine Place
London
SE1 8QH
T: +44 (0)20 7401 8877
F: +44 (0)20 7401 8349
www.westonwilliamson.com

Project:

Elm Nursery
Mitcham
CR4 3TA

Title:

First Floor Plan - As Proposed

Date:

29/05/20

Project Status:

Planning

Scale:

1 : 100 @ A1

Drawn:

AM

Checked:

CL

Approved:

LS

Project No. - Originator - Volume/System - Level/Location - Type - Role - Sheet No.:

MRT-WWP-EN-01-DR-A-11001

Revision:

1.0

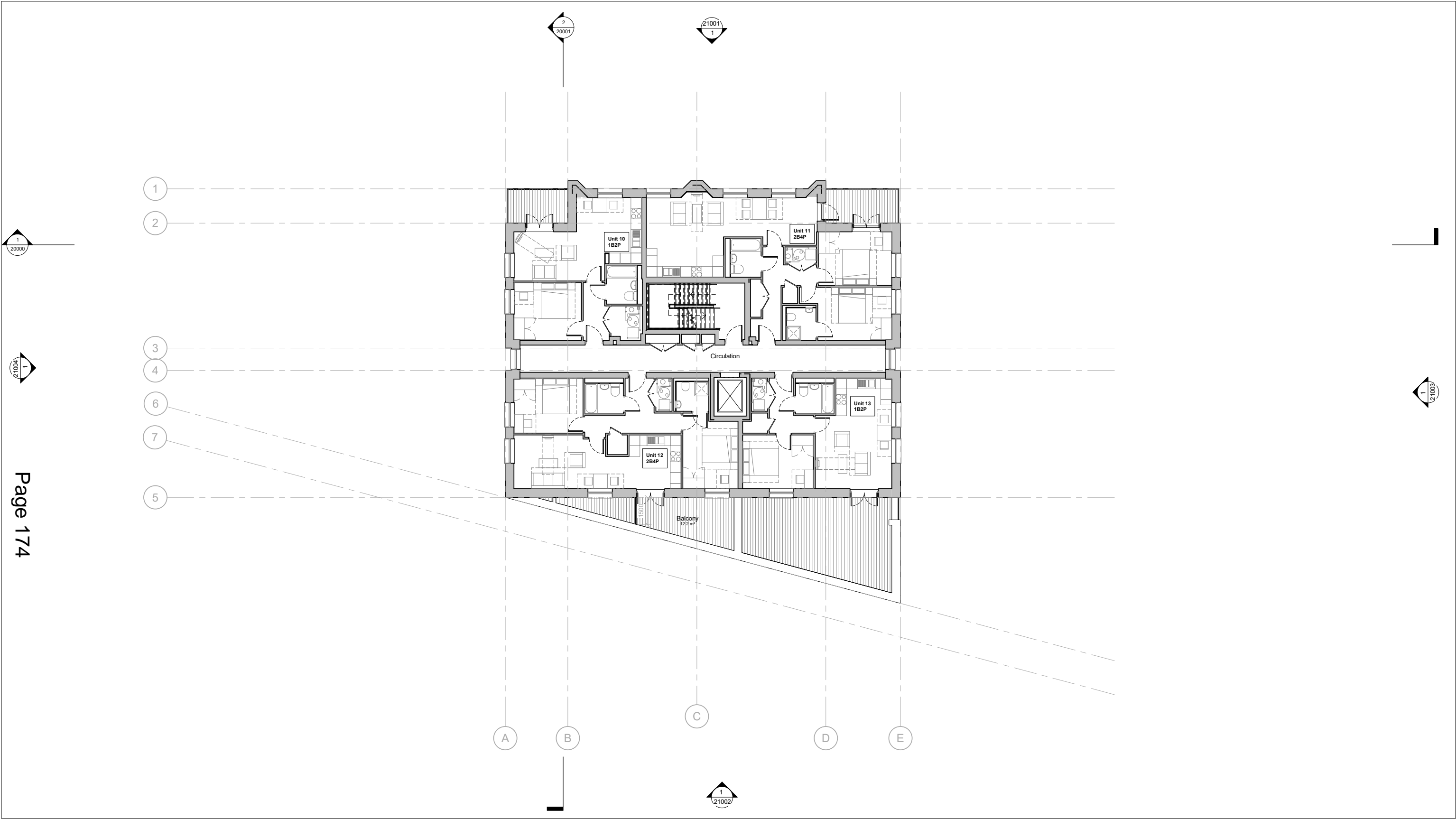
Rev

Date

Description

1.0 29/05/20 Planning Comment Capture

0.0 31/10/19 Planning Issue



1

Second Floor Plan - As Proposed

1 : 100

Notes:

1. Do not scale drawings. Written dimension govern.

2. All dimensions are in millimetres unless noted otherwise.

3. All dimensions shall be verified on site before proceeding with the work. WWP shall be notified in writing of any discrepancies.

4. This drawing must be read in conjunction with all relevant contracts, specifications and drawings.

5. Check all levels against survey drawings to surrounding works area.

6. All levels have been provided by the Surveyor.

7. Drawings are for planning purposes only, not for construction.

Legend:

▲ Dwelling Entrance

Keyplan:

Architect:

WestonWilliamson+Partners

London

Melbourne

Sydney

Toronto

12 Valerine Place

SE1 8QH

T: +44 (0)20 7401 8877

F: +44 (0)20 7401 8349

www.westonwilliamson.com

Project:

Elm Nursery

Mitcham

CR4 3TA

Title:

Second Floor Plan - As Proposed

Date:

29/05/20

Project Status:

Planning

Scale:

1 : 100 @ A1

Drawn:

AM

Checked:

CL

Approved:

LS

Project No. - Originator - Volume/System - Level/Location - Type - Role - Sheet No.:

MRT-WWP-EN-02-DR-A-11002

Revision:

1.0

Rev

Date

Description

1.0

29/05/20

Planning Comment Capture

0.0

31/10/19

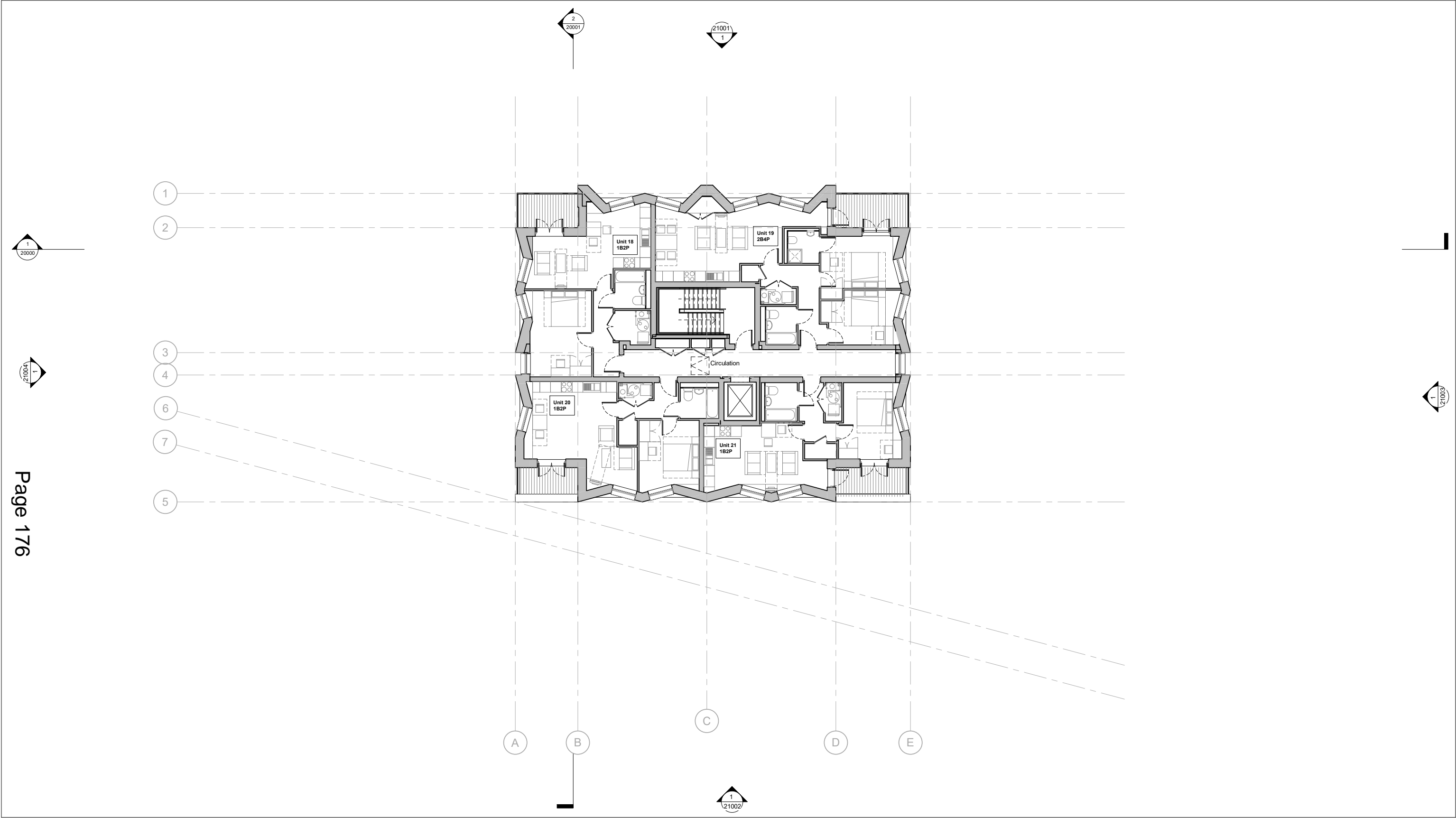
Planning Issue

Page 174

© Copyright WestonWilliamson+Partners



© Copyright WestonWilliamson+Partners



1

Fourth Floor Plan - As Proposed

1 : 100




1:100 FULL SIZE A1

Weston Williamson + Partners (WW+P) is the owner of the copyright subsisting in these drawings, plans, designs and specifications. They must not be used, reproduced or copied, in whole or in part, nor may the information, ideas and concepts therein contained (which are confidential to WW+P) be disclosed to any person without the prior written consent of that company.

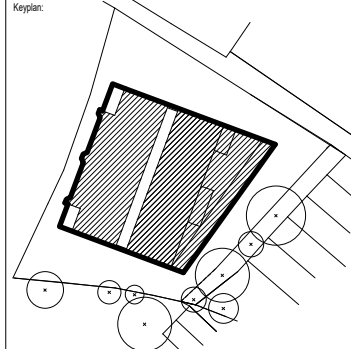
1. Do not scale drawings. Written dimension govern.
2. All dimensions are in millimetres unless noted otherwise.
3. All dimensions shall be verified on site before proceeding with the work. WW+P shall be notified in writing of any discrepancies.
4. This drawing must be read in conjunction with all relevant contracts, specifications and drawings.
5. Check all levels against survey drawings to surrounding works area.
6. All levels have been provided by the Surveyor.
7. Drawings are for planning purposes only, not for construction.

Notes:

Legend:

 Dwelling Entrance

Keyplan:



Architect:

WestonWilliamson+Partners

London
Melbourne
Sydney
Toronto

12 Valerino Place
London
SE1 8QH
T: +44 (0)20 7401 8877
F: +44 (0)20 7401 8349
www.westonwilliamson.com

Rev	Date	Description
1.0	29/05/20	Planning Comment Capture
0.0	31/10/19	Planning Issue

Project:

Elm Nursery
Mitcham
CR4 3TA

Title:

Fourth Floor Plan - As Proposed

Date:

29/05/20

Project Status:

Planning

Scale:

1 : 100 @ A1

Drawn:

AM

Checked:

CL

Approved:

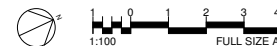
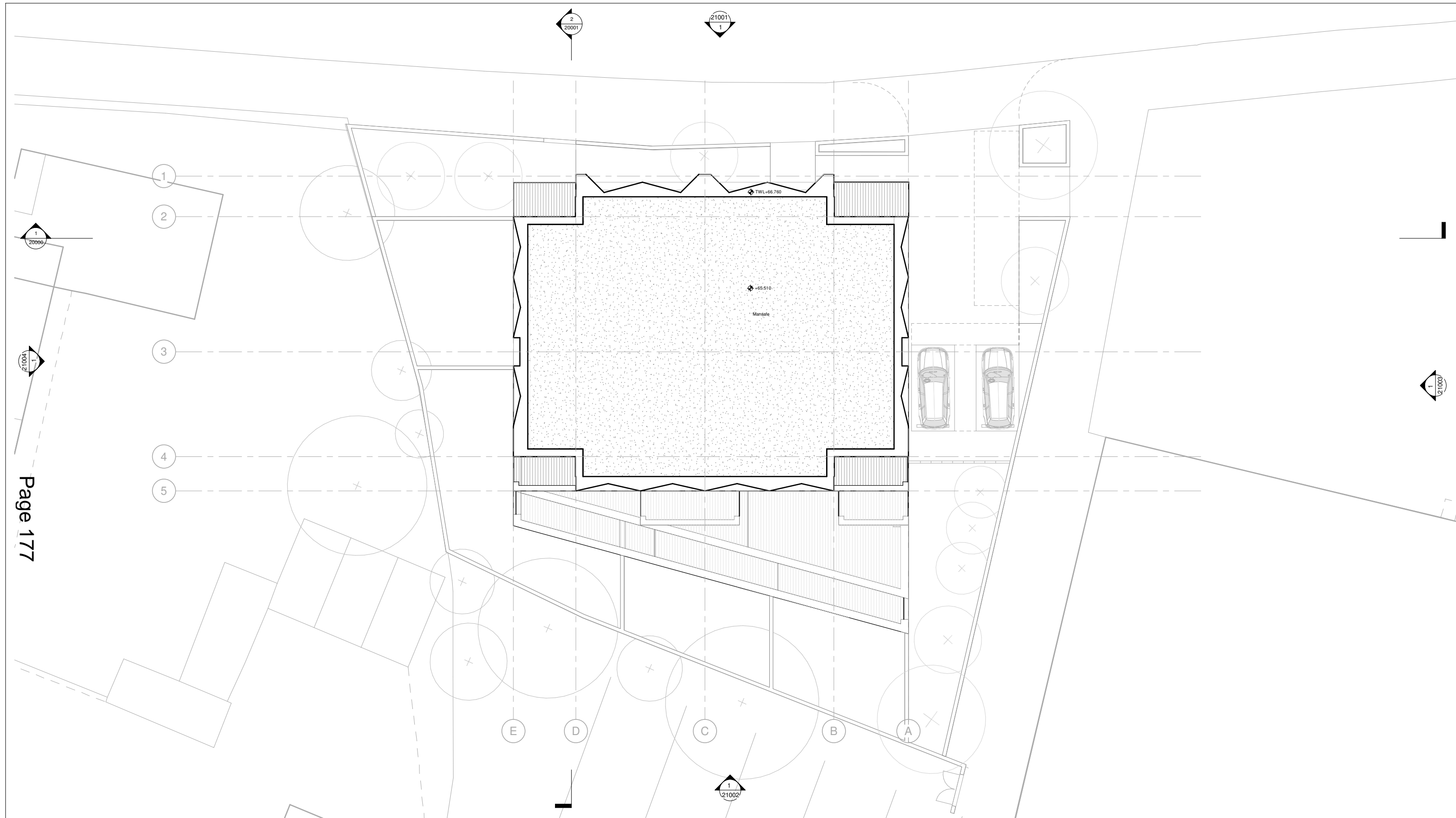
LS

Project No. - Originator - Volume/System - Level/Location - Type - Role - Sheet No.:

MRT-WWP-EN-04-DR-A-11004

Revision:

1.0

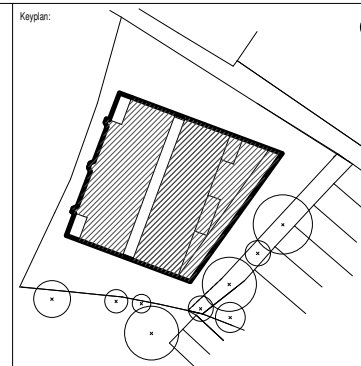


Weston Williamson + Partners (WW+P) is the owner of the copyright subsisting in these drawings, plans, designs and specifications. They must not be used, reproduced or copied, in whole or in part, nor may the information, ideas and concepts therein contained (which are confidential to WW+P) be disclosed to any person without the prior written consent of that company.

1. Do not scale drawings. Written dimension govern.
2. All dimensions are in millimetres unless noted otherwise.
3. All dimensions shall be verified on site before proceeding with the work. WWP shall be notified in writing of any discrepancies.
4. This drawing must be read in conjunction with all relevant contracts, specifications and drawings.
5. Check all levels against survey drawings to surrounding works area.
6. All levels have been provided by the Surveyor.
7. Drawings are for planning purposes only, not for construction.

Notes:

Keyplan:



Architect:

WestonWilliamson+Partners

London
Melbourne
Sydney
Toronto

12 Valentine Place
London
SE1 8QH
T: +44 (0)20 7401 8877
F: +44 (0)20 7401 8349
www.westonwilliamson.com

[illegible]

0.0	31/10/19	Planning Issue
-----	----------	----------------

Project:	
----------	--

Elm Nursery
Mitcham
CR4 3TA

Title

Roof Plan - As Proposed

Date: 31/10/19

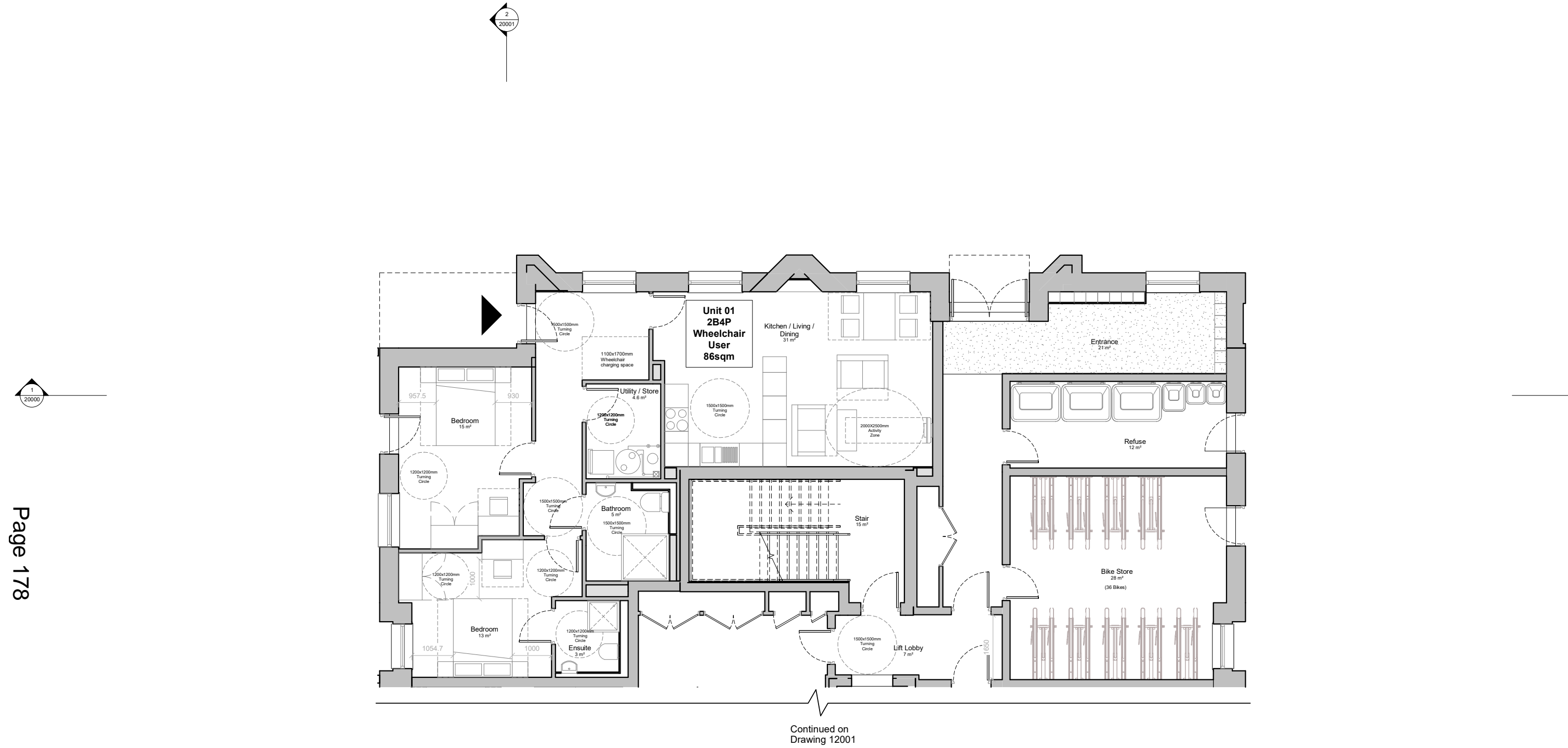
Project Status:	Planning
-----------------	----------

Drawn:
AM

Checked:	Approved:
CL	LS

Project No. - Originator - Volume/System - Level/Location - Type -
MRT-WWP-EN-R1-DR-A-11005

Revision	0.0
----------	-----



1 North - Ground Floor Flat Layouts
1 : 50

Weston Williamson + Partners (WWP) is the owner of the copyright subsisting in these drawings, plans, designs and specifications. They must not be used, reproduced or copied, in whole or in part, nor may the information, ideas and concepts therein contained (which are confidential to WWP) be disclosed to any person without the prior written consent of that company.

1. Do not scale drawings. Written dimension govern.
2. All dimensions are in millimetres unless noted otherwise.
3. All dimensions shall be verified on site before proceeding with the work. WWP shall be notified in writing of any discrepancies.
4. This drawing must be read in conjunction with all relevant contracts, specifications and drawings.
5. Check all levels against survey drawings to surrounding works area.
6. All levels have been provided by the Surveyor.
7. Drawings are for planning purposes only, not for construction.

Notes:

Legend:

- ▲ Building Entrance
- ▲ Dwelling Entrance

Keyplan:

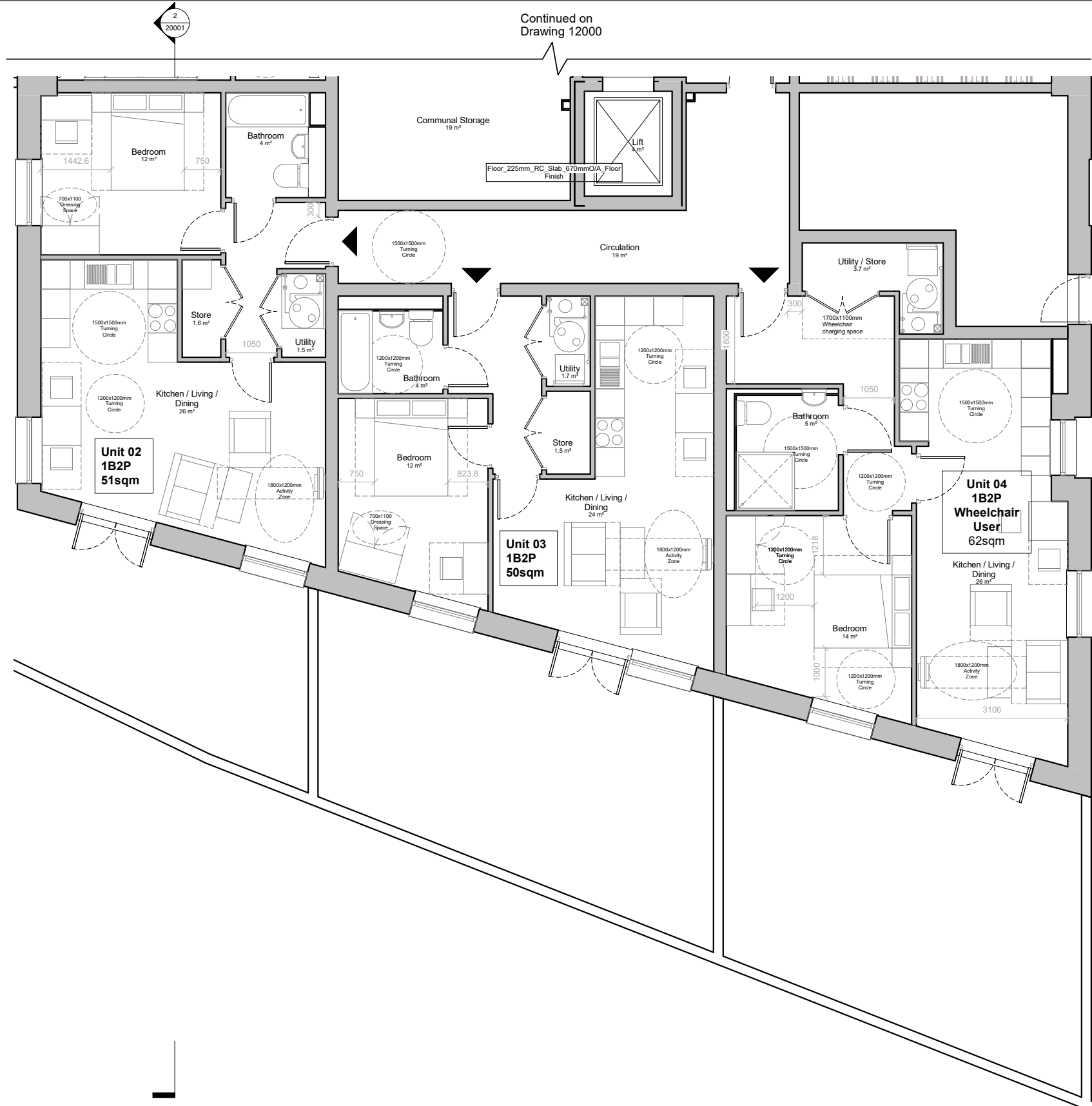
Architect:

WestonWilliamson+Partners

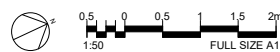
London
Melbourne
Sydney
Toronto

12 Valerino Place
London
SE1 8QH
T: +44 (0)20 7401 8877
F: +44 (0)20 7401 8349
www.westonwilliamson.com

Project:		Elm Nursery Mitcham CR4 3TA	
Title: North - Ground Floor Flat Layouts			
Date: 29/05/20	Project Status: Planning		
Scale: 1 : 50 @ A1	Drawn: AM	Checked: CL	Approved: LS
Project No. - Originator - Volume/System - Level/Location - Type - Role - Sheet No.: MRT-WWP-EN-00-DR-A-12000			Revision: 1.0



1 South - Ground Floor Flat Layouts
1 : 50



Weston Williamson + Partners (WW+P) is the owner of the copyright subsisting in these drawings, plans, designs and specifications. They must not be used, reproduced or copied, in whole or in part, nor may the information, ideas and concepts therein contained (which are confidential to WW+P) be disclosed to any person without the prior written consent of that company.

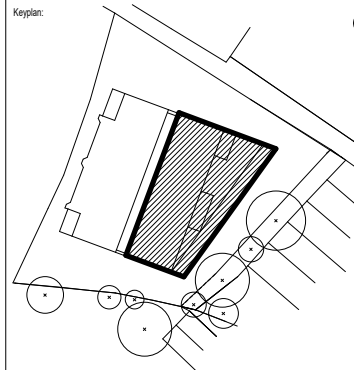
1. Do not scale drawings. Written dimension govern.
2. All dimensions are in millimetres unless noted otherwise.
3. All dimensions shall be verified on site before proceeding with the work. WW+P shall be notified in writing of any discrepancies.
4. This drawing must be read in conjunction with all relevant contracts, specifications and drawings.
5. Check all levels against survey drawings to surrounding works area.
6. All levels have been provided by the Surveyor.
7. Drawings are for planning purposes only, not for construction.

Notes:

Legend:

- ▲ Building Entrance
- ▲ Dwelling Entrance

Keyplan:



Architect:

WestonWilliamson+Partners

London
Melbourne
Sydney
Toronto

12 Valerino Place
London
SE1 8QH
T: +44 (0)20 7401 8877
F: +44 (0)20 7401 8349
www.westonwilliamson.com

1.0	29/05/20	Planning Comment Capture
0.0	31/10/19	Planning Issue
Rev	Date	Description

Project:

Elm Nursery
Mitcham
CR4 3TA

Title:

South - Ground Floor Flat Layouts

Date:
29/05/20

Project Status:
Planning

Scale:
1 : 50 @ A1

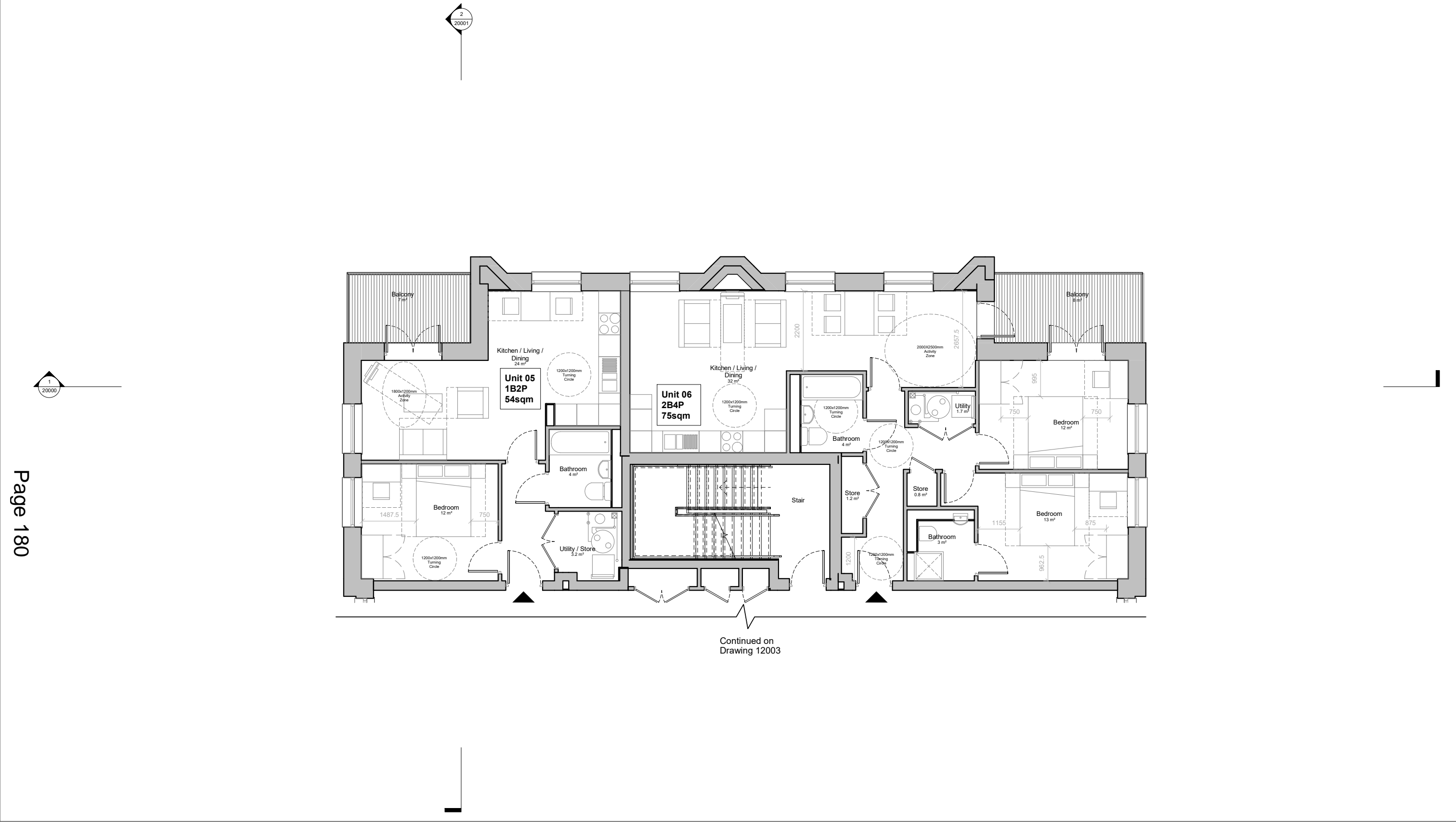
Drawn:
AM

Checked:
CL

Approved:
LS

Project No. - Originator - Volume/System - Level/Location - Type - Role - Sheet No.:
MRT-WWP-EN-00-DR-A-12001

Revision:
1.0



1

North - First Floor Flat Layouts

1 : 50

Notes:

Weston Williamson + Partners (WW+P) is the owner of the copyright subsisting in these drawings, plans, designs and specifications. They must not be used, reproduced or copied, in whole or in part, nor may the information, ideas and concepts therein contained (which are confidential to WW+P) be disclosed to any person without the prior written consent of that company.

1. Do not scale drawings. Written dimension govern.
2. All dimensions are in millimetres unless noted otherwise.
3. All dimensions shall be verified on site before proceeding with the work. WW+P shall be notified in writing of any discrepancies.
4. This drawing must be read in conjunction with all relevant contracts, specifications and drawings.
5. Check all levels against survey drawings to surrounding works area.
6. All levels have been provided by the Surveyor.
7. Drawings are for planning purposes only, not for construction.

Legend:

▲ Building Entrance

▲ Dwelling Entrance

Keyplan:

Architect:

WestonWilliamson+Partners

London
Melbourne
Sydney
Toronto

12 Valerino Place
London
SE1 8QH
T: +44 (0)20 7401 8877
F: +44 (0)20 7401 8349
www.westonwilliamson.com

Project:

Elm Nursery
Mitcham
CR4 3TA

Title:

North - First Floor Flat Layouts

Date:

29/05/20

Project Status:

Planning

Scale:

1 : 50 @ A1

Drawn:

AM

Checked:

CL

Approved:

LS

Project No. - Originator - Volume/System - Level/Location - Type - Role - Sheet No.:

MRT-WWP-EN-01-DR-A-12002

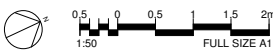
Revision:

1.0

© Copyright WestonWilliamson+Partners



1 South - First Floor Flat Layouts
1 : 50



Weston Williamson + Partners (WW+P) is the owner of the copyright subsisting in these drawings, plans, designs and specifications. They must not be used, reproduced or copied, in whole or in part, nor may the information, ideas and concepts therein contained (which are confidential to WW+P) be disclosed to any person without the prior written consent of that company.

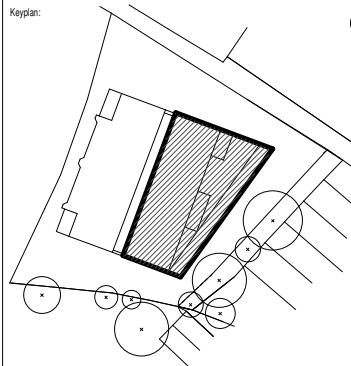
1. Do not scale drawings. Written dimension govern.
2. All dimensions are in millimetres unless noted otherwise.
3. All dimensions shall be verified on site before proceeding with the work. WW+P shall be notified in writing of any discrepancies.
4. This drawing must be read in conjunction with all relevant contracts, specifications and drawings.
5. Check all levels against survey drawings to surrounding works area.
6. All levels have been provided by the Surveyor.
7. Drawings are for planning purposes only, not for construction.

Notes:

Legend:

- ▲ Building Entrance
- ▲ Dwelling Entrance

Keyplan:



Architect:

WestonWilliamson+Partners

London
Melbourne
Sydney
Toronto

12 Valerine Place
London
SE1 8QH
T: +44 (0)20 7401 8877
F: +44 (0)20 7401 8349
www.westonwilliamson.com

0.0 31/10/19
Rev Date Description

Project:

Elm Nursery
Mitcham
CR4 3TA

Title:

South - First Floor Flat Layouts

Date:
31/10/19

Project Status:
Planning

Scale:
1 : 50 @ A1

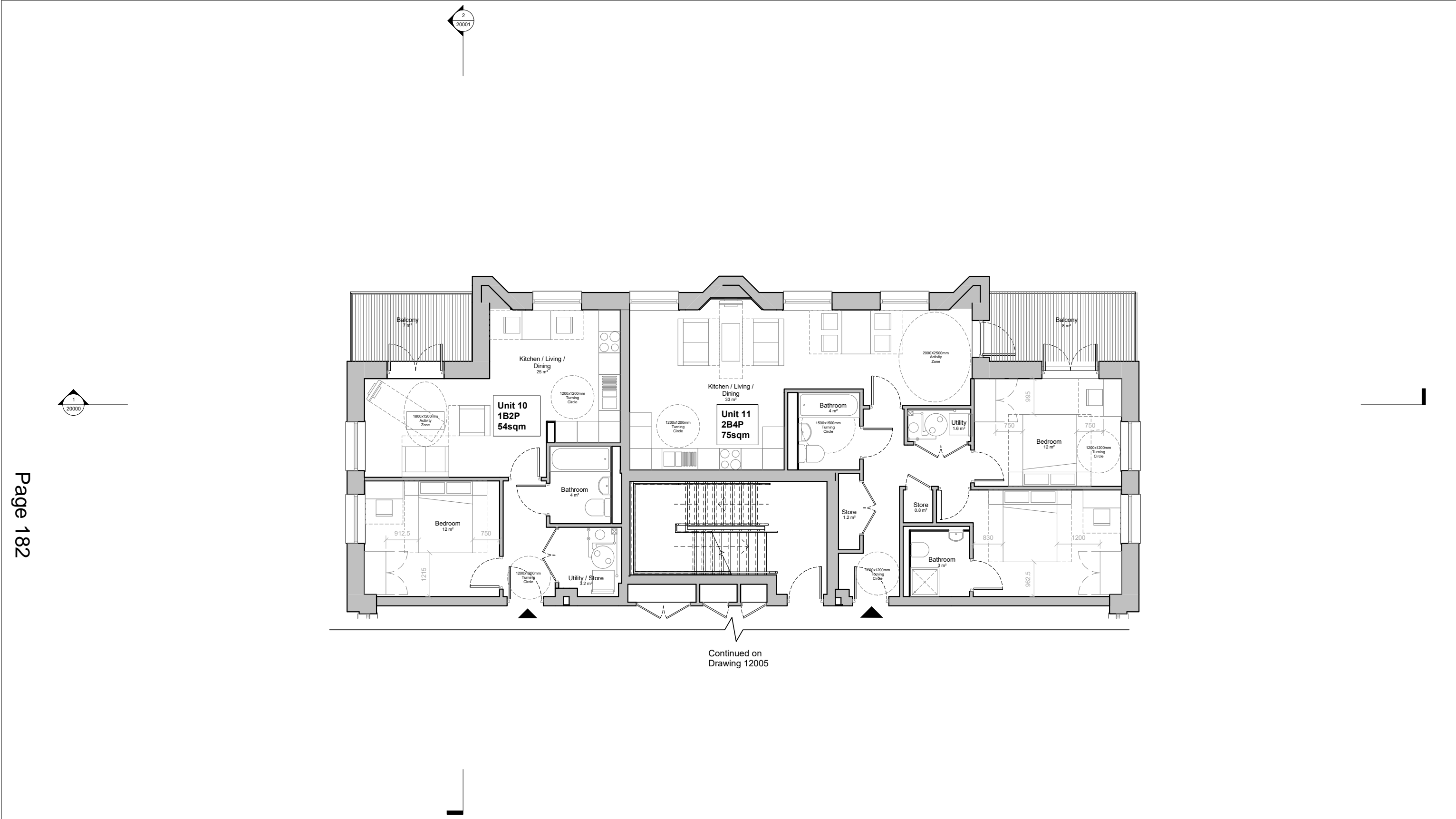
Drawn:
AM

Checked:
CL

Approved:
LS

Project No. - Originator - Volume/System - Level/Location - Type - Role - Sheet No.:
MRT-WWP-EN-01-DR-A-12003

Revision:
0.0



1

North - Second Floor Flat Layouts

1 : 50

Notes:

Weston Williamson + Partners (WWP) is the owner of the copyright subsisting in these drawings, plans, designs and specifications. They must not be used, reproduced or copied, in whole or in part, nor may the information, ideas and concepts therein contained (which are confidential to WWP) be disclosed to any person without the prior written consent of that company.

1. Do not scale drawings. Written dimension govern.

2. All dimensions are in millimetres unless noted otherwise.

3. All dimensions shall be verified on site before proceeding with the work. WWP shall be notified in writing of any discrepancies.

4. This drawing must be read in conjunction with all relevant contracts, specifications and drawings.

5. Check all levels against survey drawings to surrounding works area.

6. All levels have been provided by the Surveyor.

7. Drawings are for planning purposes only, not for construction.

Legend:

▲ Building Entrance

▲ Dwelling Entrance

Keyplan:

Architect:

WestonWilliamson+Partners

London

Melbourne

Sydney

Toronto

12 Valerino Place

London

SE1 8QH

T: +44 (0)20 7401 8877

F: +44 (0)20 7401 8349

www.westonwilliamson.com

Project:

Elm Nursery

Mitcham

CR4 3TA

Title:

North - Second Floor Flat Layouts

Date:

29/05/20

Project Status:

Planning

Scale:

1 : 50 @ A1

Drawn:

AM

Checked:

CL

Approved:

LS

Project No. - Originator - Volume/System - Level/Location - Type - Role - Sheet No.:

MRT-WWP-EN-02-DR-A-12004

Revision:

1.0

1.0

29/05/20

Planning Comment Capture

0.0

31/10/19

Planning Issue

Rev

Date

Description

© Copyright WestonWilliamson+Partners

Weston Williamson + Partners (WW+P) is the owner of the copyright subsisting in these drawings, plans, designs and specifications. They must not be used, reproduced or copied, in whole or in part, nor may the information, ideas and concepts therein contained (which are confidential to WW+P) be disclosed to any person without the prior written consent of that company.

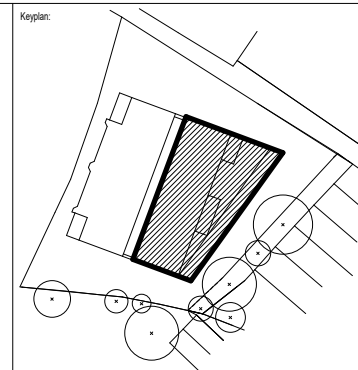
1. Do not scale drawings. Written dimension govern.
2. All dimensions are in millimetres unless noted otherwise.
3. All dimensions shall be verified on site before proceeding with the work. WWP shall be notified in writing of any discrepancies.
4. This drawing must be read in conjunction with all relevant contracts, specifications and drawings.
5. Check all levels against survey drawings to surrounding works area.
6. All levels have been provided by the Surveyor.
7. Drawings are for planning purposes only, not for construction.

Notes:

Legend:

- ▲ Building Entrance
▲ Dwelling Entrance

Keyplan:



Architect:

WestonWilliamson+Partners

London
Melbourne
Sydney
Toronto

12 Valentine Place
London
SE1 8QH
T: +44 (0)20 7401 8877
F: +44 (0)20 7401 8349
www.westonwilliamson.com

1.0	29/05/20	Planning Comment Capture
0.0	31/10/19	Planning Issue
Rev	Date	Description

Project:	
----------	--

Elm Nursery
Mitcham
CR4 3TA

Title:

South - Second Floor Flat Layouts

Date:
29/05/20

Project Status:	Planning
-----------------	----------

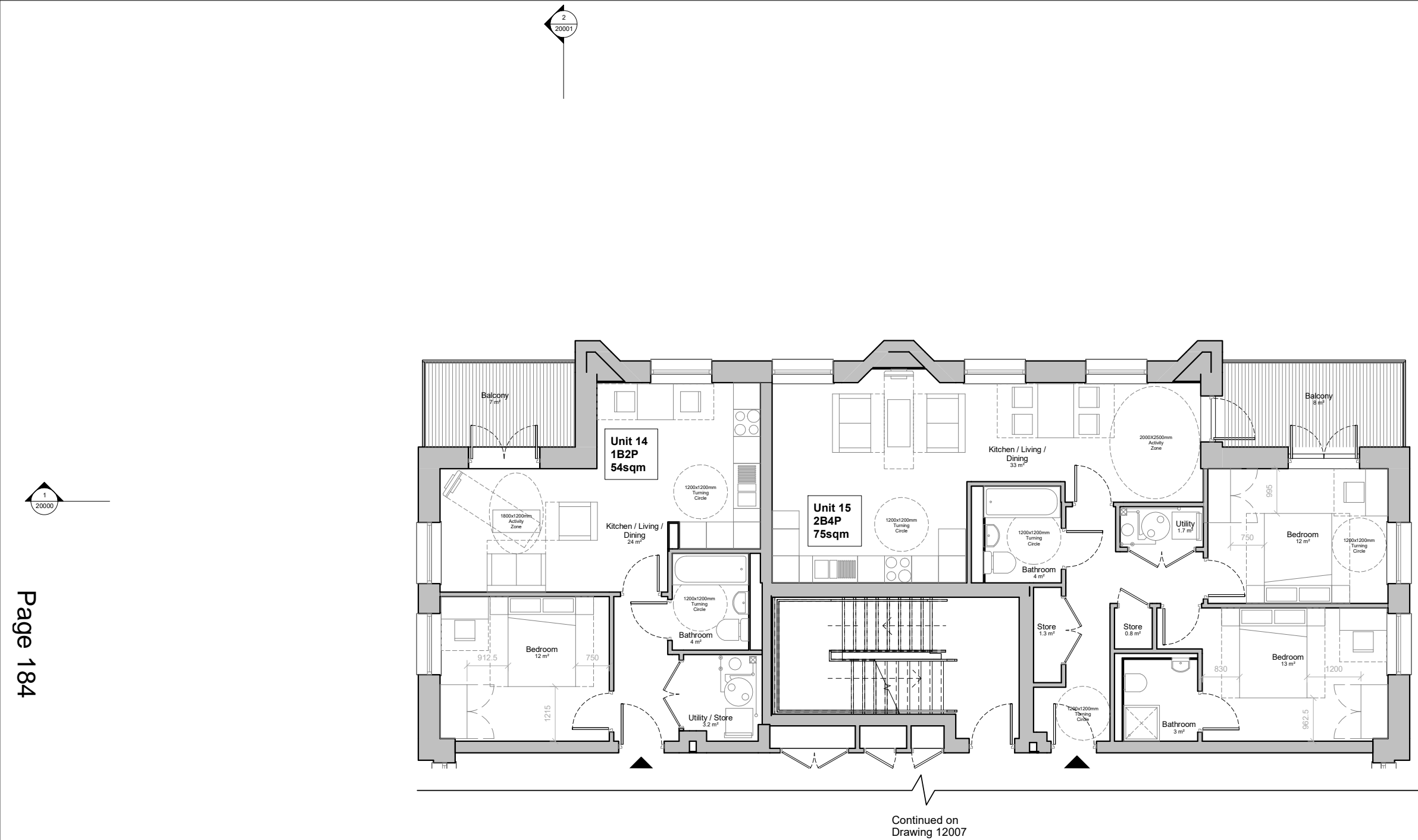
Scale:
1 : 50 @ A1

Drawn:	AM
--------	----

Approved:
LS

Project No. - Originator - Volume/System - Level/Location - Type - Role - Sheet
MRT-WWP-EN-02-DR-A-12005

Revision:	1.0
-----------	-----



Continued on
Drawing 12007

1 North - Third Floor Flat Layouts
1 : 50



Weston Williamson + Partners (WW+P) is the owner of the copyright subsisting in these drawings, plans, designs and specifications. They must not be used, reproduced or copied, in whole or in part, nor may the information, ideas and concepts therein contained (which are confidential to WW+P) be disclosed to any person without the prior written consent of that company.

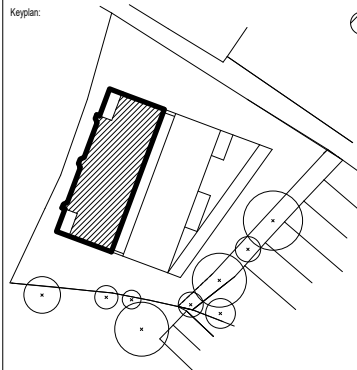
1. Do not scale drawings. Written dimension govern.
2. All dimensions are in millimetres unless noted otherwise.
3. All dimensions shall be verified on site before proceeding with the work. WW+P shall be notified in writing of any discrepancies.
4. This drawing must be read in conjunction with all relevant contracts, specifications and drawings.
5. Check all levels against survey drawings to surrounding works area.
6. All levels have been provided by the Surveyor.
7. Drawings are for planning purposes only, not for construction.

Notes:

Legend:

- ▲ Building Entrance
- ▲ Dwelling Entrance

Keyplan:



Architect:

WestonWilliamson+Partners

London
Melbourne
Sydney
Toronto

12 Valerino Place
London
SE1 8QH
T: +44 (0)20 7401 8877
F: +44 (0)20 7401 8349
www.westonwilliamson.com

1.0	29/05/20	Planning Comment Capture
0.0	31/10/19	Planning Issue
Rev	Date	Description

Project:

Elm Nursery
Mitcham
CR4 3TA

Title:

North - Third Floor Flat Layouts

Date:
29/05/20

Project Status:
Planning

Scale:
1 : 50 @ A1

Drawn:
AM

Checked:
CL

Approved:
LS

Project No. - Originator - Volume/System - Level/Location - Type - Role - Sheet No.:
MRT-WWP-EN-03-DR-A-12006

Revision:
1.0

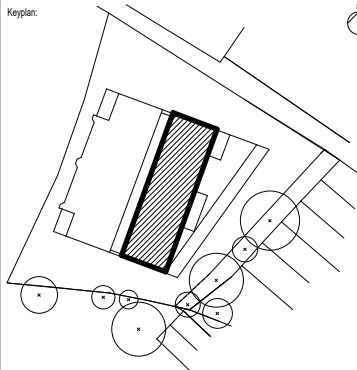
1 South - Third Floor Flat Layouts
1 : 50

Weston Williamson + Partners (WWP) is the owner of the copyright subsisting in these drawings, plans, designs and specifications. They must not be used, reproduced or copied, in whole or in part, nor may the information, ideas and concepts therein contained (which are confidential to WWP) be disclosed to any person without the prior written consent of that company.

1. Do not scale drawings. Written dimension govern.
2. All dimensions are in millimetres unless noted otherwise.
3. All dimensions shall be verified on site before proceeding with the work. WWP shall be notified in writing of any discrepancies.
4. This drawing must be read in conjunction with all relevant contracts, specifications and drawings.
5. Check all levels against survey drawings to surrounding works area.
6. All levels have been provided by the Surveyor.
7. Drawings are for planning purposes only, not for construction.

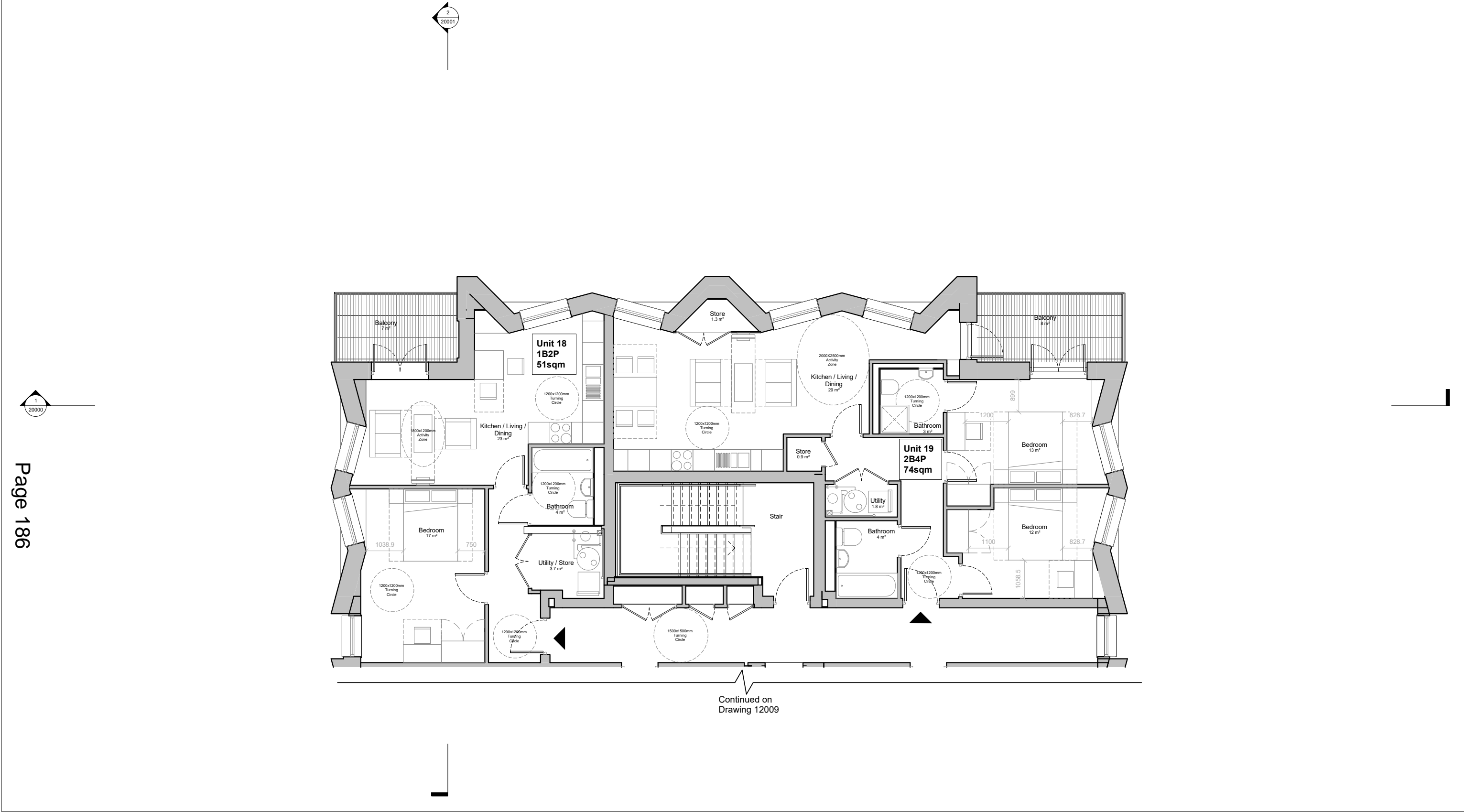
Notes:

- Legend:
- ▲ Building Entrance
 - ▲ Dwelling Entrance



Architect: WestonWilliamson+Partners		
London	12 Valerine Place	
Melbourne	London	
Sydney	SE1 8QH	
Toronto	T: +44 (0)20 7401 8877	
	F: +44 (0)20 7401 8349	
	www.westonwilliamson.com	
1.0	29/05/20	Planning Comment Capture
0.0	31/10/19	Planning Issue
Rev	Date	Description

Project: Elm Nursery Mitcham CR4 3TA			
Title: South - Third Floor Flat Layouts			
Date: 29/05/20	Project Status: Planning		
Scale: 1 : 50 @ A1	Drawn: AM	Checked: CL	Approved: LS
Project No. - Originator - Volume/System - Level/Location - Type - Role - Sheet No.: MRT-WWP-EN-03-DR-A-12007			Revision: 1.0



1

North - Fourth Floor Flat Layouts

1 : 50

Notes:

1. Do not scale drawings. Written dimension govern.

2. All dimensions are in millimetres unless noted otherwise.

3. All dimensions shall be verified on site before proceeding with the work. WWP shall be notified in writing of any discrepancies.

4. This drawing must be read in conjunction with all relevant contracts, specifications and drawings.

5. Check all levels against survey drawings to surrounding works area.

6. All levels have been provided by the Surveyor.

7. Drawings are for planning purposes only, not for construction.

Legend:

▲ Building Entrance

▲ Dwelling Entrance

Keyplan:

Architect:

WestonWilliamson+Partners

London

Melbourne

Sydney

Toronto

12 Valerie Place

SE1 8QH

T: +44 (0)20 7401 8877

F: +44 (0)20 7401 8349

www.westonwilliamson.com

Project:

Elm Nursery

Mitcham

CR4 3TA

Title:

North - Fourth Floor Flat Layouts

Date:

29/05/20

Project Status:

Planning

Scale:

1 : 50 @ A1

Drawn:

AM

Checked:

CL

Approved:

LS

Project No. - Originator - Volume/System - Level/Location - Type - Role - Sheet No.:

MRT-WWP-EN-04-DR-A-12008

Revision:

1.0

1.0

29/05/20

Planning Comment Capture

0.0

31/10/19

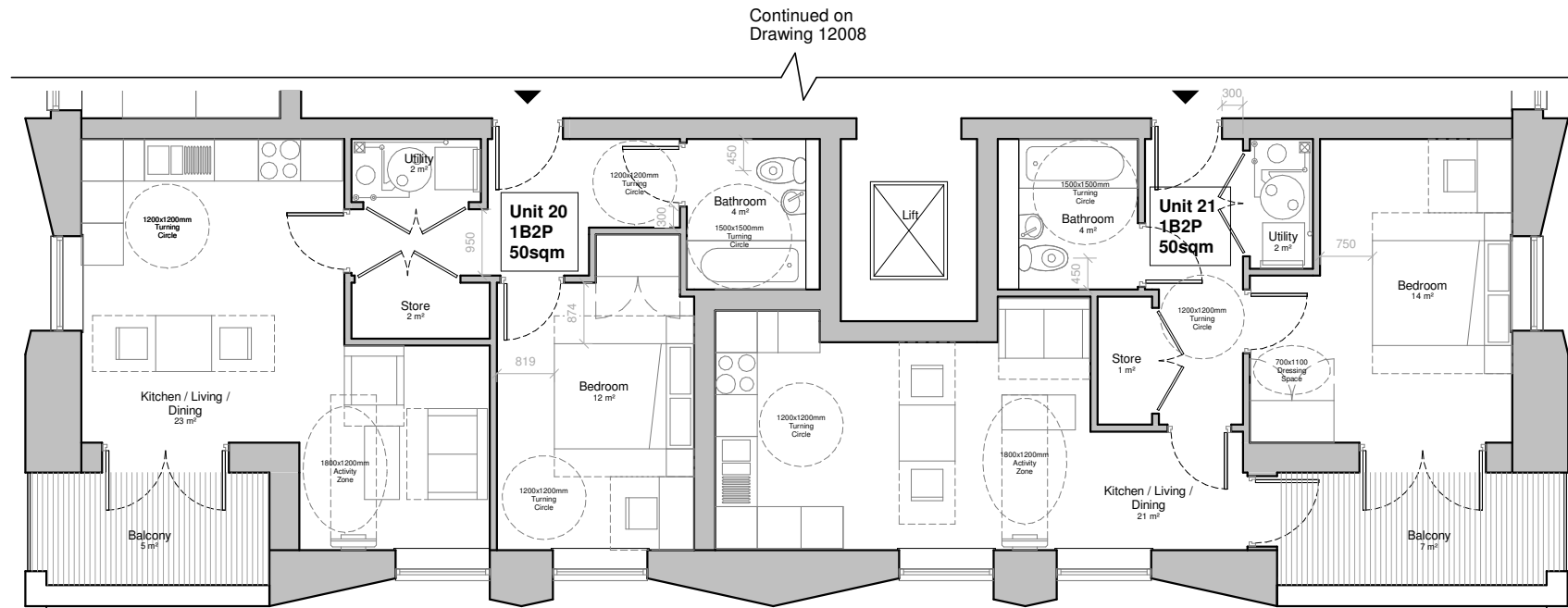
Planning Issue

Rev

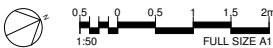
Date

Description

© Copyright WestonWilliamson+Partners



1 South - Fourth Floor Flat Layouts
1 : 50



Weston Williamson + Partners (WW+P) is the owner of the copyright subsisting in these drawings, plans, designs and specifications. They must not be used, reproduced or copied, in whole or in part, nor may the information, ideas and concepts therein contained (which are confidential to WW+P) be disclosed to any person without the prior written consent of that company.

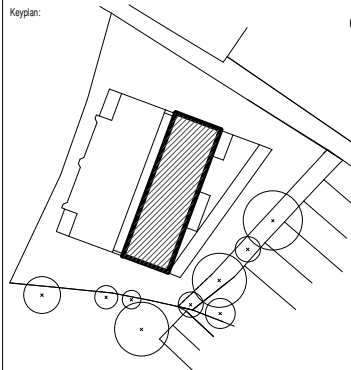
1. Do not scale drawings. Written dimension govern.
2. All dimensions are in millimetres unless noted otherwise.
3. All dimensions shall be verified on site before proceeding with the work. WW+P shall be notified in writing of any discrepancies.
4. This drawing must be read in conjunction with all relevant contracts, specifications and drawings.
5. Check all levels against survey drawings to surrounding works area.
6. All levels have been provided by the Surveyor.
7. Drawings are for planning purposes only, not for construction.

Notes:

Legend:

- ▲ Building Entrance
- ▲ Dwelling Entrance

Keyplan:



Architect:

WestonWilliamson+Partners

London
Melbourne
Sydney
Toronto

12 Valerine Place
London
SE1 8QH
T: +44 (0)20 7401 8877
F: +44 (0)20 7401 8349
www.westonwilliamson.com

0.0 31/10/19
Rev Date Description

Project:

Elm Nursery
Mitcham
CR4 3TA

Title:

South - Fourth Floor Flat Layouts

Date:
31/10/19

Project Status:
Planning

Scale:
1 : 50 @ A1

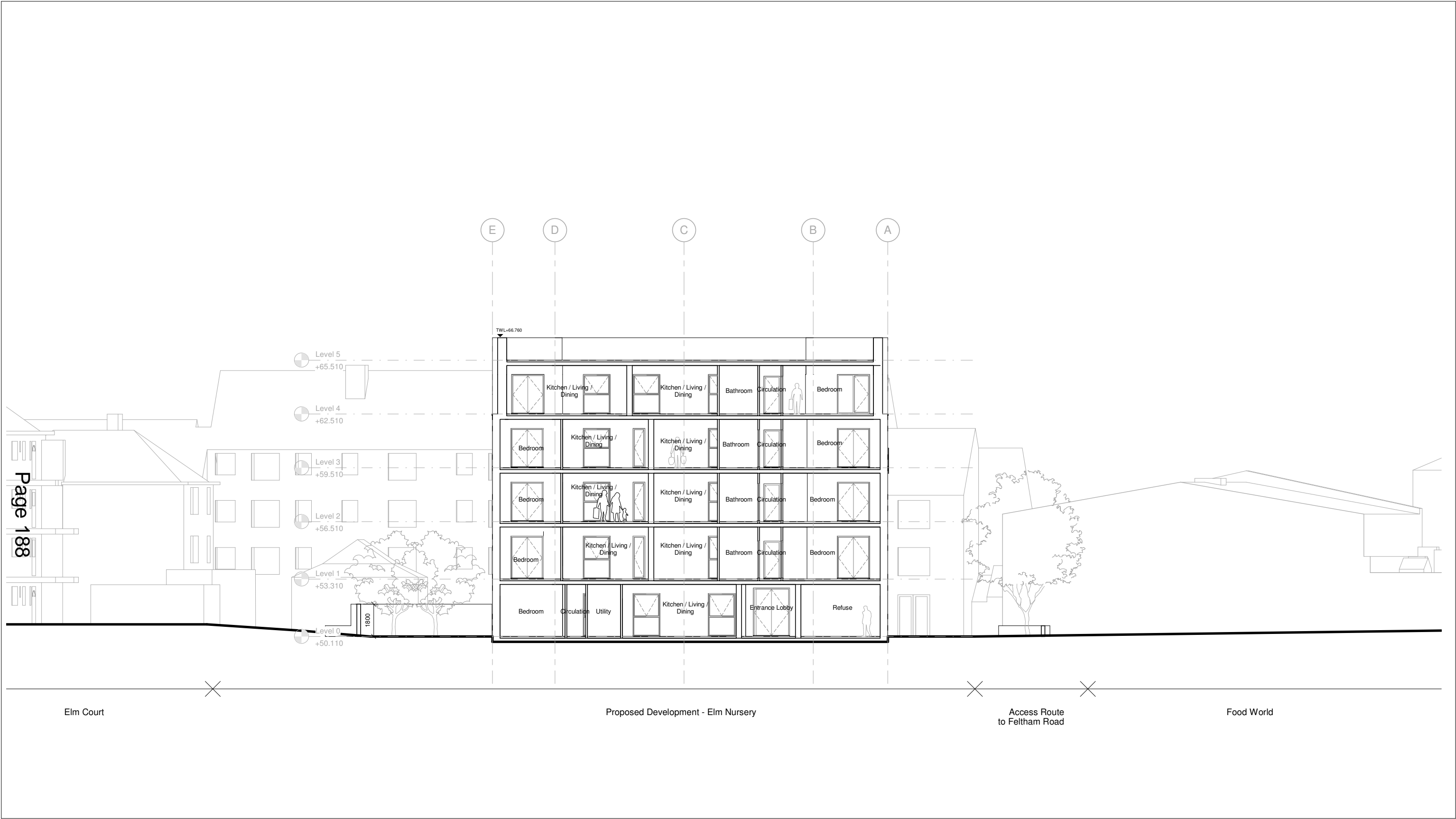
Drawn:
AM

Checked:
CL

Approved:
LS

Project No. - Originator - Volume/System - Level/Location - Type - Role - Sheet No.:
MRT-WWP-EN-04-DR-A-12009

Revision:
0.0



1

Section AA
1 : 100

Notes:

1. Do not scale drawings. Written dimension govern.

2. All dimensions are in millimetres unless noted otherwise.

3. All dimensions shall be verified on site before proceeding with the work. WWP shall be notified in writing of any discrepancies.

4. This drawing must be read in conjunction with all relevant contracts, specifications and drawings.

5. Check all levels against survey drawings to surrounding works area.

6. All levels have been provided by the Surveyor.

7. Drawings are for planning purposes only, not for construction.

Keyplan:

Architect:

WestonWilliamson+Partners

London
Melbourne
Sydney
Toronto

12 Valerino Place
London
SE1 8QH
T: +44 (0)20 7401 8877
F: +44 (0)20 7401 8349
www.westonwilliamson.com

Project:

Elm Nursery
Mitcham
CR4 3TA

Title:

Sections AA

Date:

31/10/19

Project Status:

Planning

Scale:

1 : 100 @ A1

Drawn:

AM

Checked:

CL

Approved:

LS

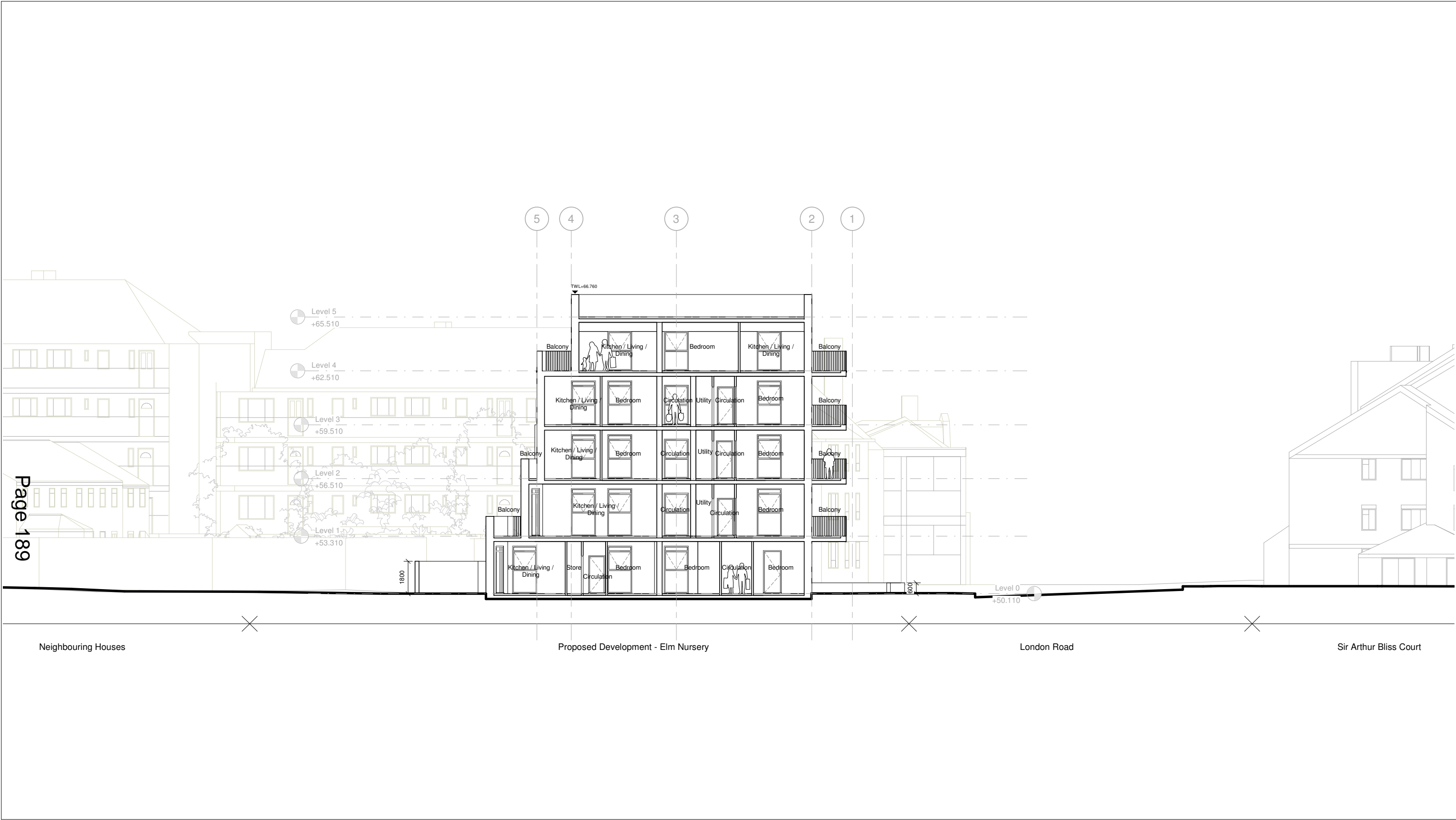
Project No. - Originator - Volume/System - Level/Location - Type - Role - Sheet No.:

MRT-WWP-EN-ZZ-DR-A-20000

Revision:

0.0

© Copyright WestonWilliamson+Partners



2

Section BB
1 : 100

1800

600

Level 5
+65.510

Level 4
+62.510

Level 3
+59.510

Level 2
+56.510

Level 1
+53.310

Level 0
+50.110

TWL +66.760

Balcony

Kitchen / Living / Dining

Bedroom

Circulation

Utility

Store

Neighbouring Houses

Proposed Development - Elm Nursery

London Road

Sir Arthur Bliss Court

1:100

1 2 3 4m

FULL SIZE A1

Weston Williamson + Partners (WW+P) is the owner of the copyright subsisting in these drawings, plans, designs and specifications. They must not be used, reproduced or copied, in whole or in part, nor may the information, ideas and concepts therein contained (which are confidential to WW+P) be disclosed to any person without the prior written consent of that company.

1. Do not scale drawings. Written dimension govern.

2. All dimensions are in millimetres unless noted otherwise.

3. All dimensions shall be verified on site before proceeding with the work. WW+P shall be notified in writing of any discrepancies.

4. This drawing must be read in conjunction with all relevant contracts, specifications and drawings.

5. Check all levels against survey drawings to surrounding works area.

6. All levels have been provided by the Surveyor.

7. Drawings are for planning purposes only, not for construction.

Notes:

Keyplan:

Architect:

WestonWilliamson+Partners

London
Melbourne
Sydney
Toronto

12 Valerino Place
London
SE1 8QH
T: +44 (0)20 7401 8877
F: +44 (0)20 7401 8349
www.westonwilliamson.com

0.0	31/10/19	Planning Issue
Rev	Date	Description

Project:

Elm Nursery
Mitcham
CR4 3TA

Title:

Section BB

Date:
31/10/19

Project Status:
Planning

Scale:
1 : 100 @ A1

Drawn:
AM

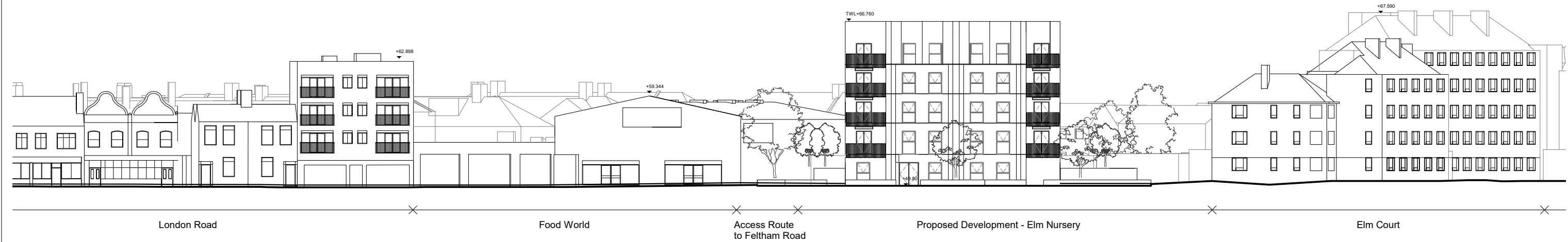
Checked:
CL

Approved:
LS


Project No. - Originator - Volume/System - Level/Location - Type - Role - Sheet No.:
MRT-WWP-EN-ZZ-DR-A-20001

Revision:
0.0

© Copyright WestonWilliamson+Partners



1 Proposed Context Elevation - North West
1 : 200



2 Proposed Context Elevation - North East
1 : 200

Weston Williamson + Partners (WW+P) is the owner of the copyright subsisting in these drawings, plans, designs and specifications. They must not be used, reproduced or copied, in whole or in part, nor may the information, ideas and concepts therein contained (which are confidential to WW+P) be disclosed to any person without the prior written consent of that company.

1. Do not scale drawings. Written dimension govern.
2. All dimensions are in millimetres unless noted otherwise.
3. All dimensions shall be verified on site before proceeding with the work. WW+P shall be notified in writing of any discrepancies.
4. This drawing must be read in conjunction with all relevant contracts, specifications and drawings.
5. Check all levels against survey drawings to surrounding works area.
6. All levels have been provided by the Surveyor.
7. Drawings are for planning purposes only, not for construction.

Notes:

Keyplan:

Architect:
WestonWilliamson+Partners

London
Melbourne
Sydney
Toronto

12 Valerino Place
London
SE1 8QH
T: +44 (0)20 7401 8877
F: +44 (0)20 7401 8349
www.westonwilliamson.com

Rev	Date	Description
1.0	29/05/20	Planning Comment Capture
0.0	31/10/19	Planning Issue


Project:
**Elm Nursery
Mitcham
CR4 3TA**

Title:
Proposed Context Elevations

Date: 29/05/20	Project Status: Planning		
Scale: 1 : 200 @ A1	Drawn: AM	Checked: CL	Approved: LS
Project No. - Originator - Volume/System - Level/Location - Type - Role - Sheet No.: MRT-WWP-EN-ZZ-DR-A-21000			Revision: 1.0

2 0 2 4 6 8m
1:200 FULL SIZE A1

© Copyright WestonWilliamson+Partners



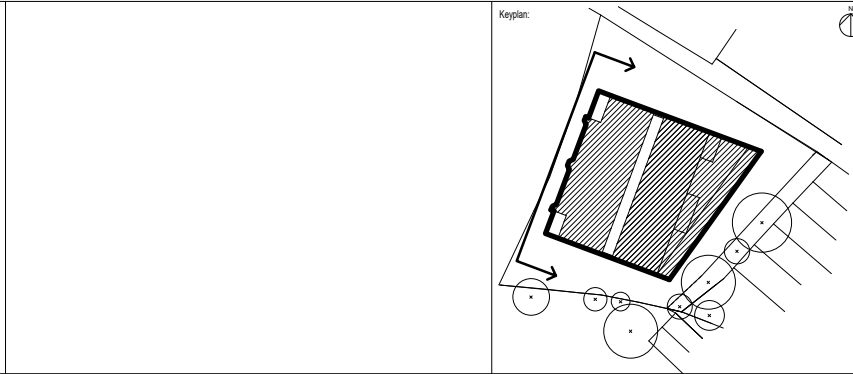
1 Proposed Elevation - North West
1 : 100

1:100 FULL SIZE A1

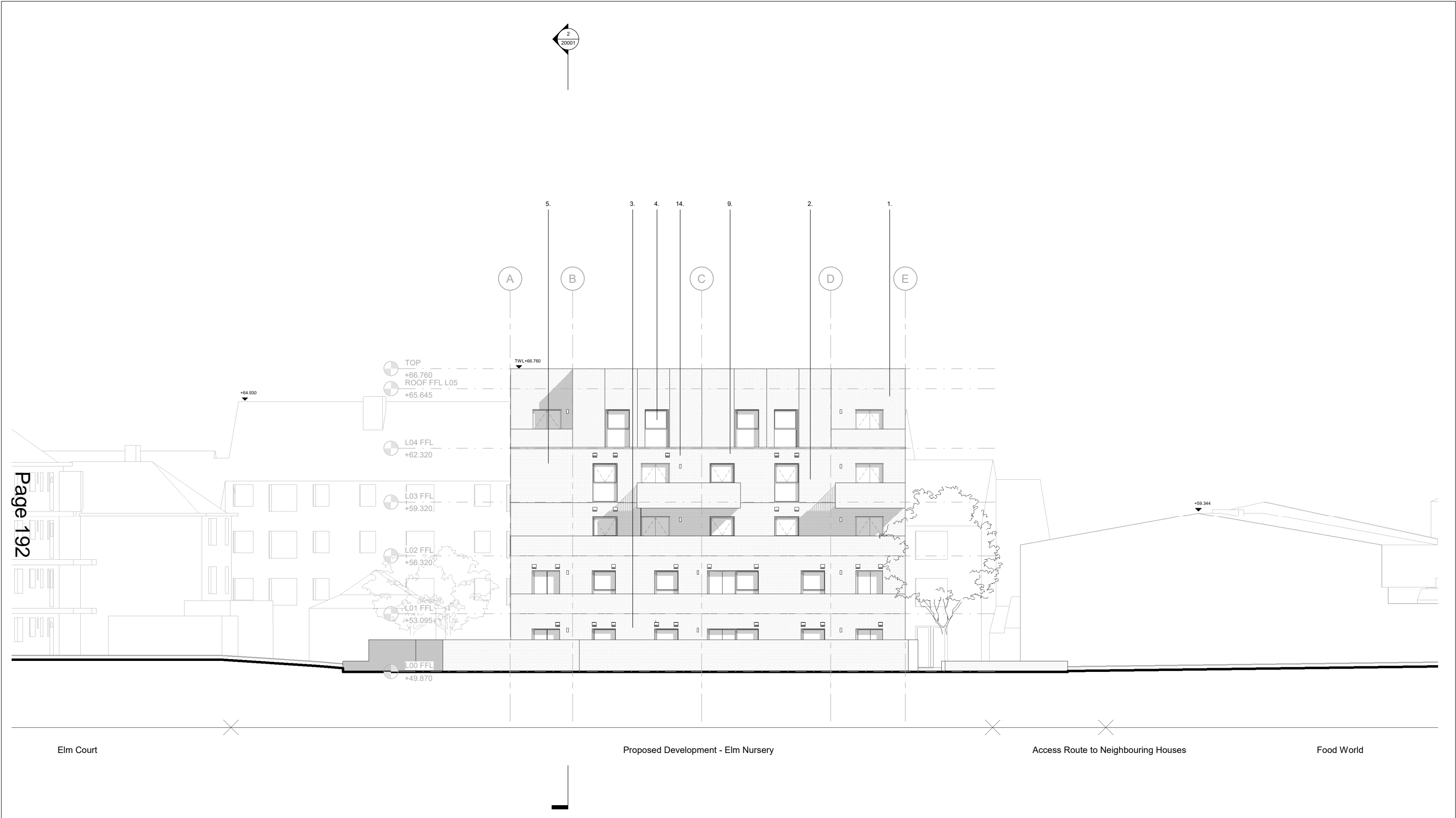
Weston Williamson + Partners (WW+P) is the owner of the copyright subsisting in these drawings, plans, designs and specifications. They must not be used, reproduced or copied, in whole or in part, nor may the information, ideas and concepts therein contained (which are confidential to WW+P) be disclosed to any person without the prior written consent of that company.

1. Do not scale drawings. Written dimension govern.
2. All dimensions are in millimetres unless noted otherwise.
3. All dimensions shall be verified on site before proceeding with the work. WW+P shall be notified in writing of any discrepancies.
4. This drawing must be read in conjunction with all relevant contracts, specifications and drawings.
5. Check all levels against survey drawings to surrounding works area.
6. All levels have been provided by the Surveyor.
7. Drawings are for planning purposes only, not for construction.

Notes:	Materiality Key
	<ol style="list-style-type: none">1. Glazed brick by S. Anselmo Bronze glazed brick in stretcher bond.2. Brick (upper levels) by Freshfield Lane First Quality Multi in stretcher bond.3. Brick (ground levels) by Freshfield Lane First Quality Multi in Flemish bond.4. Aluminium windows and balcony doorsets PPC to RAL 8006. Side-hung, inward opening windows with trickle ventilation system.5. Aluminium windows and balcony doorsets with 'glazed-in' aluminium louvre to top light, PPC to RAL 8006.6. Aluminium trims, sills, capping's and flashings PPC to RAL 80067. Bottom Fixed Galvanised Mild Steel Railings, formed from rolled steel flats, PPC to RAL 80068. Soffit board, secret fix, in white, to Balconies or similar.9. Decking Tiles to balconies and external communal corridors.10. Aluminium External Doorset with fixed glazed sidelight and folded aluminium canopies PPC to RAL 800611. Glazed Communal Entrance Doors PPC to RAL 800612. Bin & Cycle Store Doors, PPC to RAL 800613. Concealed Rain Water Pipes and Aluminium guttering14. Wall light to balconies and external flat entrance doorsets.
	For landscape materiality, please refer to Exterior Architecture Landscape Planning Statement.



Architect: WestonWilliamson+Partners London Melbourne Sydney Toronto 12 Valerino Place London SE1 8QH T: +44 (0)20 7401 8877 F: +44 (0)20 7401 8349 www.westonwilliamson.com	Project: Elm Nursery Mitcham CR4 3TA
	Title: Proposed Elevations - North West
	Date: 29/05/20
	Project Status: Planning
	Scale: 1 : 100 @ A1
	Drawn: AM
	Checked: CL
	Approved: LS
	Project No. - Originator - Volume/System - Level/Location - Type - Role - Sheet No.: MRT-WWP-EN-ZZ-DR-A-21001
	Revision: 1.0
1.0 29/05/20 Planning Comment Capture 0.0 31/10/19 Planning Issue Rev Date Description	



1

Proposed Elevations - South East

1 : 100

12

0

1

2

3

4m

1:100

FULL SIZE A1

Weston Williamson + Partners (WW+P) is the owner of the copyright subsisting in these drawings, plans, designs and specifications. They must not be used, reproduced or copied, in whole or in part, nor may the information, ideas and concepts therein contained (which are confidential to WW+P) be disclosed to any person without the prior written consent of that company.

1. Do not scale drawings. Written dimension govern.
2. All dimensions are in millimetres unless noted otherwise.
3. All dimensions shall be verified on site before proceeding with the work. WW+P shall be notified in writing of any discrepancies.
4. This drawing must be read in conjunction with all relevant contracts, specifications and drawings.
5. Check all levels against survey drawings to surrounding works area.
6. All levels have been provided by the Surveyor.
7. Drawings are for planning purposes only, not for construction.

Notes:

Materiality Key

1. Glazed brick by S. Anselmo Bronze glazed brick in stretcher bond.
2. Brick (upper levels) by Freshfield Lane First Quality Multi in stretcher bond.
3. Brick (ground level) by Freshfield Lane First Quality Multi in Flemish bond.
4. Aluminium windows and balcony doorsets PPC to RAL 8006. Side-hung, inward opening windows with trickle ventilation system.
5. Aluminium windows and balcony doorsets with 'glazed-in' aluminium louvre to top light, PPC to RAL 8006.
6. Aluminium trims, sills, capping's and flashings PPC to RAL 8006
7. Bottom Fixed Galvanised Mild Steel Railings, formed from rolled steel flats, PPC to RAL 8006
8. Soffit board, secret fix, in white, to Balconies or similar.
9. Decking Tiles to balconies and external communal corridors.
10. Aluminium External Doorset with fixed glazed sidelight and folded aluminium canopies PPC to RAL 8006
11. Glazed Communal Entrance Doors PPC to RAL 8006
12. Bin & Cycle Store Doors, PPC to RAL 8006
13. Concealed Rain Water Pipes and Aluminium guttering
14. Wall light to balconies and external flat entrance doorsets.

For landscape materiality, please refer to Exterior Architecture Landscape Planning Statement.

Keyplan:

Architect:

WestonWilliamson+Partners

London
Melbourne
Sydney
Toronto

12 Valerino Place
SE1 8QH
T: +44 (0)20 7401 8877
F: +44 (0)20 7401 8349
www.westonwilliamson.com

1.0	29/05/20	Planning Comment Capture
0.0	31/10/19	Planning Issue
Rev	Date	Description

Project:

Elm Nursery
Mitcham
CR4 3TA

Title:

Proposed Elevations - South East

Date:
29/05/20

Project Status:
Planning

Scale:
1 : 100 @ A1

Drawn:
AM

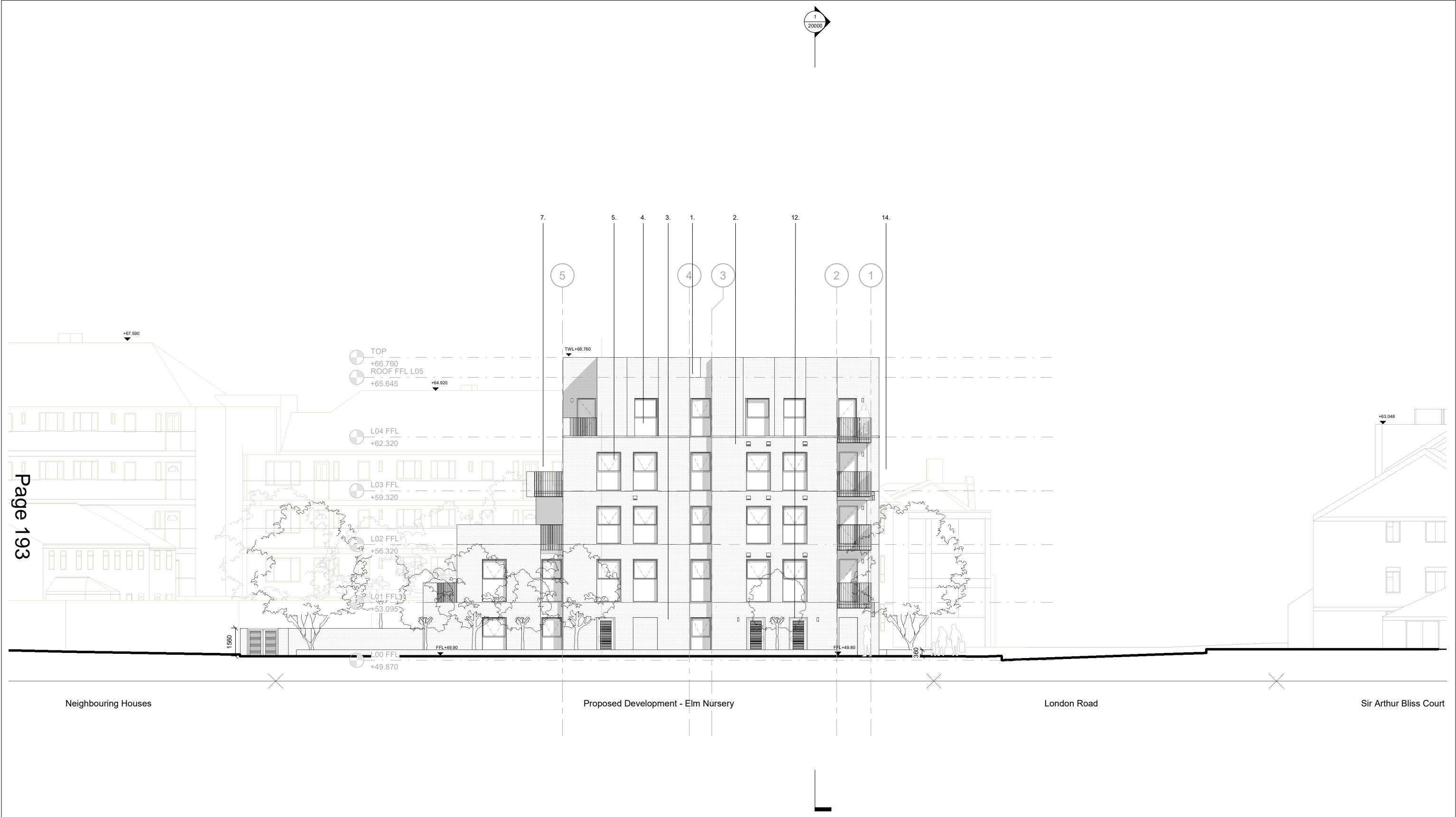
Checked:
CL

Approved:
LS

Project No. - Originator - Volume/System - Level/Location - Type - Role - Sheet No.:
MRT-WWP-EN-ZZ-DR-A-21002

Revision:
1.0

© Copyright WestonWilliamson+Partners



1 Proposed Elevation - North East
1 : 100

1:100 FULL SIZE A1

Weston Williamson + Partners (WW+P) is the owner of the copyright subsisting in these drawings, plans, designs and specifications. They must not be used, reproduced or copied, in whole or in part, nor may the information, ideas and concepts therein contained (which are confidential to WW+P) be disclosed to any person without the prior written consent of that company.

1. Do not scale drawings. Written dimension govern.
2. All dimensions are in millimetres unless noted otherwise.
3. All dimensions shall be verified on site before proceeding with the work. WW+P shall be notified in writing of any discrepancies.
4. This drawing must be read in conjunction with all relevant contracts, specifications and drawings.
5. Check all levels against survey drawings to surrounding works area.
6. All levels have been provided by the Surveyor.
7. Drawings are for planning purposes only, not for construction.

Notes:

Materiality Key

1. Glazed brick by S. Anselmo Bronze glazed brick in stretcher bond.
2. Brick (upper levels) by Freshfield Lane First Quality Multi in stretcher bond.
3. Brick (ground level) by Freshfield Lane First Quality Multi in Flemish bond.
4. Aluminium windows and balcony doorsets PPC to RAL 8006. Side-hung, inward opening windows with trickle ventilation system.
5. Aluminium windows and balcony doorsets with 'glazed-in' aluminium louvre to top light, PPC to RAL 8006.
6. Aluminium trims, sills, capping's and flashings PPC to RAL 8006
7. Bottom Fixed Galvanised Mild Steel Railings, formed from rolled steel flats, PPC to RAL 8006
8. Soffit board, secret fix, in white, to Balconies or similar.
9. Decking Tiles to balconies and external communal corridors.
10. Aluminium External Doorset with fixed glazed sidelight and folded aluminium canopies PPC to RAL 8006
11. Glazed Communal Entrance Doors PPC to RAL 8006
12. Bin & Cycle Store Doors, PPC to RAL 8006
13. Concealed Rain Water Pipes and Aluminium guttering
14. Wall light to balconies and external flat entrance doorsets.

For landscape materiality, please refer to Exterior Architecture Landscape Planning Statement.

Keyplan:

Architect:
WestonWilliamson+Partners

London
Melbourne
Sydney
Toronto

12 Valerino Place
London
SE1 8QH
T: +44 (0)20 7401 8877
F: +44 (0)20 7401 8349
www.westonwilliamson.com

Rev	Date	Description
1.0	29/05/20	Planning Comment Capture
0.0	31/10/19	Planning Issue

Project:
**Elm Nursery
Mitcham
CR4 3TA**

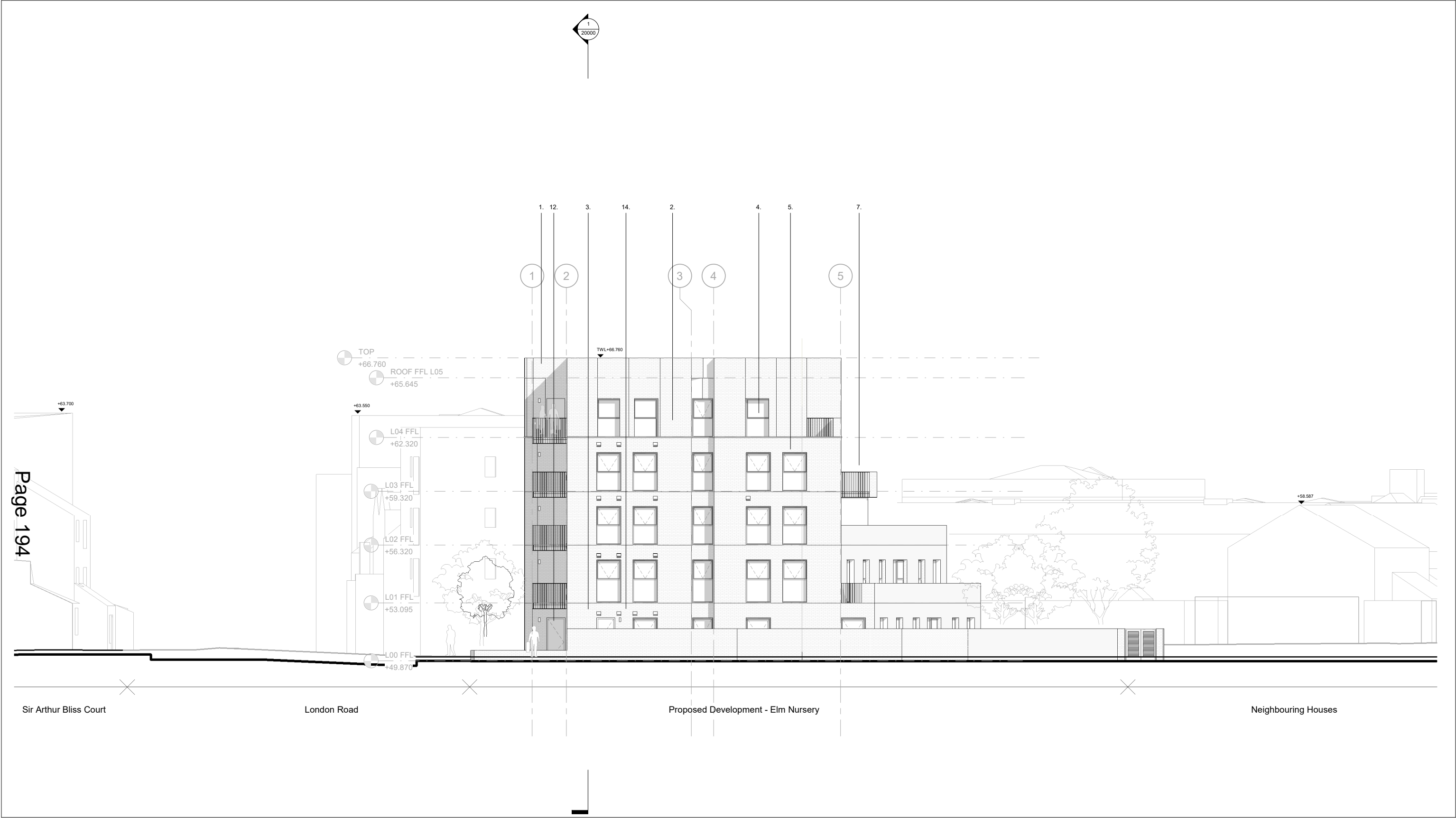
Title:
Proposed Elevations - North East

Date:	Project Status:
29/05/20	Planning

Scale:	Drawn:	Checked:	Approved:
1 : 100 @ A1	AM	CL	LS

Project No. - Originator - Volume/System - Level/Location - Type - Role - Sheet No.:
MRT-WWP-EN-ZZ-DR-A-21003

Revision:
1.0



1

Proposed Elevation - South West

1 : 100

1

2

3

4

5

6

7

8

9

10

11

12

13

14

15

16

17

18

19

20

21

22

23

24

25

26

27

28

29

30

31

32

33

34

35

36

37

38

39

40

41

42

43

44

45

46

47

48

49

50

51

52

53

54

55

56

57

58

59

60

61

62

63

64

65

66

67

68

69

70

71

72

73

74

75

76

77

78

79

80

81

82

83

84

85

86

87

88

89

90

91

92

93

94

95

96

97

98

99

100

101

102

103

104

105

106

107

108

109

110

111

112

113

114

115

116

117

118

119

120

121

122

123

124

125

126

127

128

129

130

131

132

133

134

135

136

137

138

139

140

141

142

143

144

145

146

147

148

149

150

151

152

153

154

155

156

157

158

159

160

161

162

163

164

165

166

167

168

169

170

171

172

173

174

175

176

177

178

179

180

181

182

183

184

185

186

187

188

189

190

191

192

193

194

195

196

197

198

199

200

201

202

203

204

205

206

207

208

209

210

211

212

213

214

215

216

217

218

219

220

221

222

223

224

225

226

227

228

229

230

231

232

233

234

235

236

237

238

239

240

241

242

243

244

245

246

247

248

249

250

251

252

253

254

255

256

257

258

259

260

261

262

263

264

265

266

267

268

269

270

271

272

273

274

275

276

277

278

279

280

281

282

283

284

285

286

287

288

289

290

291

292

293

294

295

296

297

298

299

300

301

302

303

304

305

306

307

308

309

310

311

312

313

314

315

316

317

318

319

320

321

322

323

324

325

326

327

328

329

330

331

332

333

334

335

336

337

338

339

340

341

342

343

344

345

346

347

348

349

350

351

352

353

354

355

356

357

358

359

360

361

362

363

364

365

366

367

368

369

370

371

372

373

374

375

376

377

378

379

380

381

382

383

384

385

386

387

388

389

390

391

392

393

394

395

396

397

398

399

400

401

402

403

404

405

406

407

408

409

410

411

412

413

414

415

416

417

418

419

420

421

422

423

424

425

426

427

428

429

430

431

432

433

434

435

436

437

438

439

440

441

442

443

444

445

446

447

448

449

450

451

452

453

454

455

456

457

458

459

460

461

462

463

464

465

466

467

468

469

470

471

472

473

474

475

476

477

478

479

480

481

482

483

484

485

486

487

488

489

490

491

492

493

494

495

496

497

498

499

500

501

502

503

504

505

506

507

508

509

510

511

512

513

514

515

516

517

518

519

520

521

522

523

524

525

526

527

528

529

530

531

532

533

534

535

536

537

538

539

540

541

542

543

544

545

546

547

548

549

550

551

552

553

554

555

556

557

558

559

560

561

562

563

564

565

566

567

568

569

570

571

572

573

574

575

576

577

578

579

580

581

582

583

584

585

586

587

588

589

590

591

592

593

594

595

596

597

598

599

600

601

602

603

604

605

606

607

608

609

610

611

612

613

614

615

616

617

618

619

620

621

622

623

624

625

626

627

628

629

630

631

632

633

634

635

636

637

638

639

640

641

642

643

644

645

646

647

648

649

650

651

652

653

654

655

656

657

658

659

660

661

662

663

664

665

666

667

668

669

670

671

672

673

674

675

676

677

678

679

680

681

682

683

684

685

686

687

688

689

690

691

692

693

694

695

696

697

698

699

700

701

702

703

704

705

706

707

708

709

710

711

712

713

714

715

716

717

718

719

720

721

722

723

724

725

726

727

728

729

730

731

732

733

734

735

736

737

738

739

740

741

742

743

744

745

746

747

748

749

750

751

752

753

754

755

756

757

758

759

760

761

762

763

764

765

766

767

768

769

770

771

772

773

774

775

776

777

778

779

780

781

782

783

784

785

786

787

788

789

790

791

792

793

794

795

796

797

798

799

800

801

802

803

804

805

806

807

808

809

810

811

812

813

814

815

816

817

818

819

820

821

822

823

824

825

826

827

828

829

830

831

832

833

834

835

836

837

838

839

840

841

842

843

844

845

846

847

848

849

850

851

852

853

854

855

856

857

858

859

860

861

862

863

864

865

866

867

868

869

870

871

872

873

874

875

876

877

878

879

880

881

882

883

884

885

886

887

888

889

890

891

892

893

894

895

896

897

898

899

900

901

902

903

904

905

906

907

908

909

910

911

912

913

914

915

916

917

918

919

920

921

922

923

924

925

926

927

928

929

930

931

932

933

934

935

936

937

938

939

940

941

942

943

944

945

946

947

948

949

950

951

952

953

954

955

956

957

958

959

960

961

962

963

964

965

966

967

968

969

970

971

972

973

974

975

976

977

978

979

980

981

982

983

984

985

986

987

988

989

990

991

992

993

994

995

996

997

998

999

1000

1001

1002

1003

1004

1005

1006

1007

1008

1009

1010

1011

1012

1013

1014

1015

1016

1017

1018

1019

1020

1021

1022

1023

1024

1025

1026

1027

1028

1029

1030

1031

1032

1033

1034

1035

1036

1037

1038

1039

1040

1041

1042

1043

1044

1045

1046

1047

1048

1049

1050

1051

1052

1053

1054

1055

1056

1057

1058

1059

1060

1061

1062

1063

1064

1065

1066

1067

1068

1069

1070

1071

1072

1073

1074

1075

1076

1077

1078

1079

1080

1081

1082

1083

1084

1085

1086

1087

1088

1089

1090

1091

1092

1093

1094

1095

1096

1097

1098

1099

1100

1101

1102

1103

1104

1105

1106

1107

1108

1109

1110

1111

1112

1113

1114

1115

1116

1117

1118

1119

1120

1121

1122

1123

1124

1125

1126

1127

1128

1129

1130

1131

1132

1133

1134

1135

1136

1137

1138

1139

1140

1141

1142

1143

1144

1145

1146

1147

1148

1149

1150

1151

1152

1153

1154

1155

1156

1157

1158

1159

1160

1161

1162

1163

1164

1165

1166

1167

1168

1169

1170

1171

1172

1173

1174

1175

1176

1177

1178

1179

1180

1181

1182

1183

1184

1185

1186

1187

1188

1189

1190

1191

1192

1193

1194

1195

1196

1197

1198

1199

1200

1201

1202

1203

1204

1205

1206

1207

1208

1209

1210

1211

1212

1213

1214

1215

1216

1217

1218

1219

1220

1221

1222

1223

1224

1225

1226

1227

1228

1229

1230

1231

1232

1233

1234

1235

1236

1237

1238

1239

1240

1241

1242

1243

1244

1245

1246

1247

1248

1249

1250

1251

1252

1253

1254

1255

1256

1257

1258

1259

1260

1261

1262

1263

1264

1265

1266

1267

1268

1269

1270

1271

1272

1273

1274

1275

1276

1277

1278

1279

1280

1281

1282

1283

1284

1285

1286

1287

1288

1289

1290

1291

1292

1293

1294

1295

1296

1297

1298

1299

1300

1301

1302

1303

1304

1305

1306

1307

1308

1309

1310

1311

1312

1313

1314

1315

1316

1317

1318

1319

1320

1321

1322

1323

1324

1325

1326

1327

1328

1329

1330

1331

1332

1333

1334

1335

1336

1337

1338

1339

1340

1341

1342

1343

1344

1345

1346

1347

1348

1349

1350

1351

1352

1353

1354

1355

1356

1357

1358

1359

1360

1361

1362

1363

1364

1365

1366

1367

1368

1369

1370

1371

1372

1373

1374

1375

1376

1377

1378

1379

1380

1381

1382

1383

1384

1385

1386

1387

1388

1389

1390

1391

1392

1393

1394

1395

1396

1397

1398

1399

1400

1401

1402

1403

1404

1405

1406

1407

1408

1409

1410

1411

1412

1413

1414

1415

1416

1417

1418

1419

1420

1421

1422

1423

1424

1425

1426

1427

1428

1429

1430

1431

1432

1433

1434

1435

1436

1437

1438

1439

1440

1441

1442

1443

1444

1445

1446

1447

1448

1449

1450

1451

1452

1453

1454

1455

1456

1457

1458

1459

1460

1461

1462